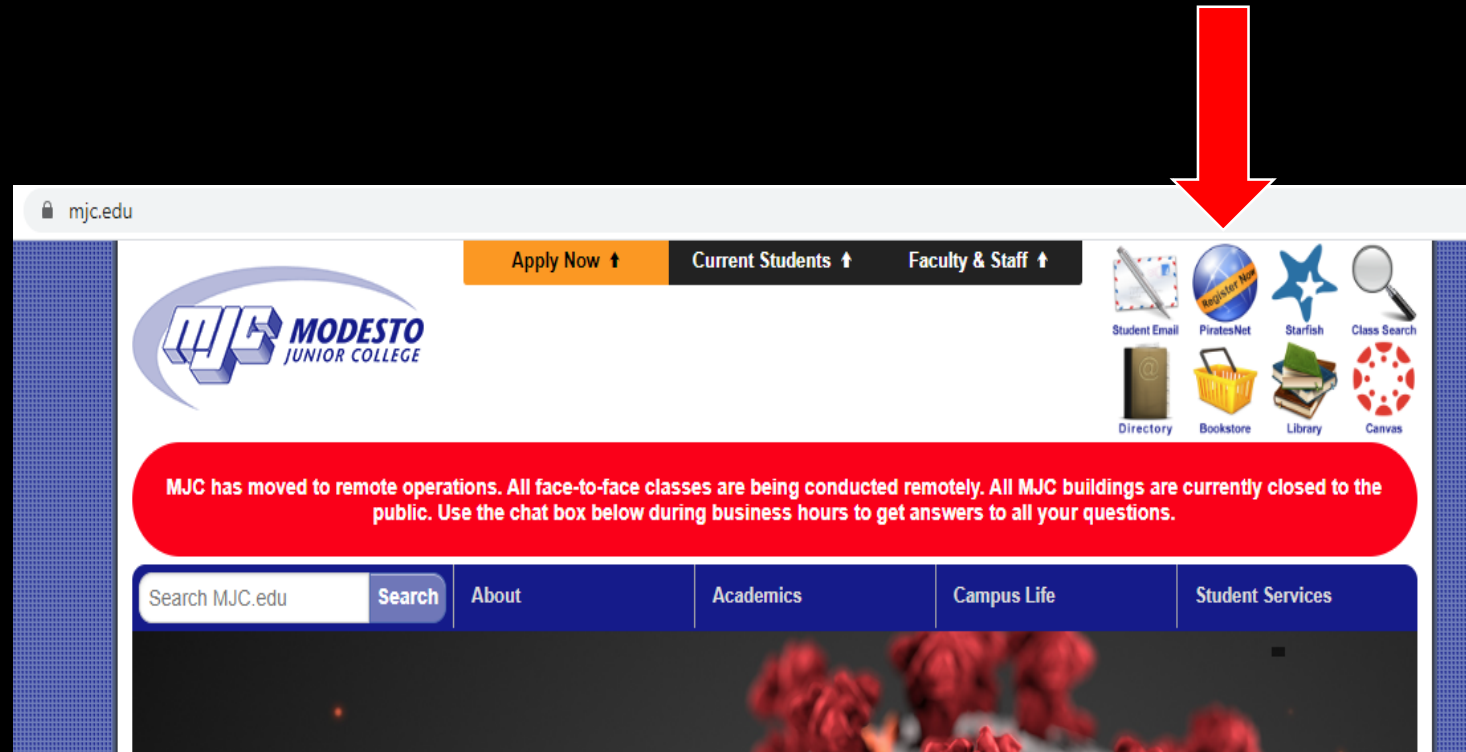


# How to View My Class Schedule

Modesto Junior College

Go to [mjc.edu](http://mjc.edu) and click the blue globe labeled **Pirates Net.**



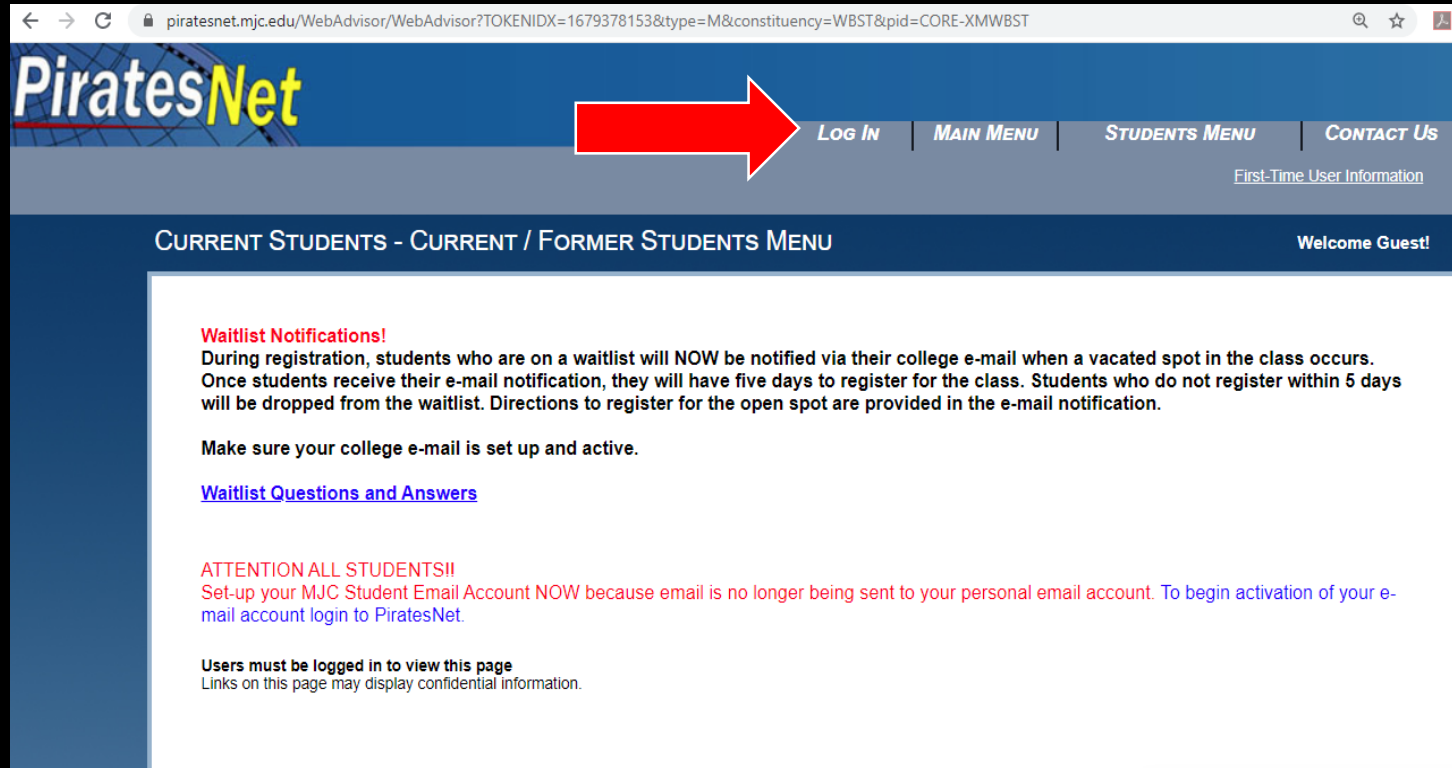
# Click Current/Former Students

The screenshot shows the PiratesNet web portal. At the top left is the 'PiratesNet' logo. To the right are navigation links: 'LOG IN', 'MAIN MENU', and 'CONTACT Us'. Below these are links for 'First-Time User Information', 'What is My User ID?', 'What is My Password?', and 'Password Reset'. A blue banner contains the text: 'Remote Learning - In response to emergencies, face-to-face and on-campus classes have transitioned online. Students may be required to participate during the scheduled class time. Check student email for details.'

On the left side, there is a 'Welcome Guest!' section with contact information for Password Reset, Student IT Service Desk, MJC Pathway Centers, and MJC Enrollment Services, along with a system update notice.

In the center, there is a vertical 'main menu' label. To its right is a vertical list of three links: 'Prospective Students' (orange), 'Current / Former Students' (blue), and 'Faculty' (green). A large red arrow points to the 'Current / Former Students' link.

# Click Log In



The screenshot shows a web browser window with the URL `piratesnet.mjc.edu/WebAdvisor/WebAdvisor?TOKENIDX=1679378153&type=M&constituency=WBST&pid=CORE-XMWBST`. The page features the "PiratesNet" logo on the left and a navigation menu on the right. A large red arrow points to the "LOG IN" link in the menu. Below the navigation menu, there is a "First-Time User Information" link. The main content area is titled "CURRENT STUDENTS - CURRENT / FORMER STUDENTS MENU" and includes a "Welcome Guest!" message. The content area contains several paragraphs of text, including a "Waitlist Notifications!" section, a "Waitlist Questions and Answers" link, an "ATTENTION ALL STUDENTS!!" section, and a "Users must be logged in to view this page" warning.

← → ↻ 🔒 piratesnet.mjc.edu/WebAdvisor/WebAdvisor?TOKENIDX=1679378153&type=M&constituency=WBST&pid=CORE-XMWBST 🔍 ☆

# PiratesNet

[LOG IN](#) | [MAIN MENU](#) | [STUDENTS MENU](#) | [CONTACT Us](#)

[First-Time User Information](#)

CURRENT STUDENTS - CURRENT / FORMER STUDENTS MENU Welcome Guest!

**Waitlist Notifications!**  
During registration, students who are on a waitlist will NOW be notified via their college e-mail when a vacated spot in the class occurs. Once students receive their e-mail notification, they will have five days to register for the class. Students who do not register within 5 days will be dropped from the waitlist. Directions to register for the open spot are provided in the e-mail notification.

Make sure your college e-mail is set up and active.

[Waitlist Questions and Answers](#)

**ATTENTION ALL STUDENTS!!**  
Set-up your MJC Student Email Account NOW because email is no longer being sent to your personal email account. To begin activation of your e-mail account login to PiratesNet.

**Users must be logged in to view this page**  
Links on this page may display confidential information.

Pirates Net is now part of Single Sign-On, so you will use your MJC student email and password to sign in. Enter your student email and password then click **Sign On**.

Student email: First Name followed by your w# with no w0 –  
firstname123456@my.yosemite.edu

The screenshot shows a login interface with a green header containing logos for Yosemite Community College District (YCCD), Columbia College, and Modesto Junior College (MJC). Below the header is a white box with a green 'SIGN ON' title. Inside this box are three input fields: an email field containing 'someone@example.com', a password field, and a black 'Sign On' button. Below the button are two blue links: 'Recover Your Password or Username.' and 'Get information about setting up your account.' Two red arrows point to the email field and the 'Sign On' button respectively.

If you need to reset your password call (209) 575-7900 and select option #4.

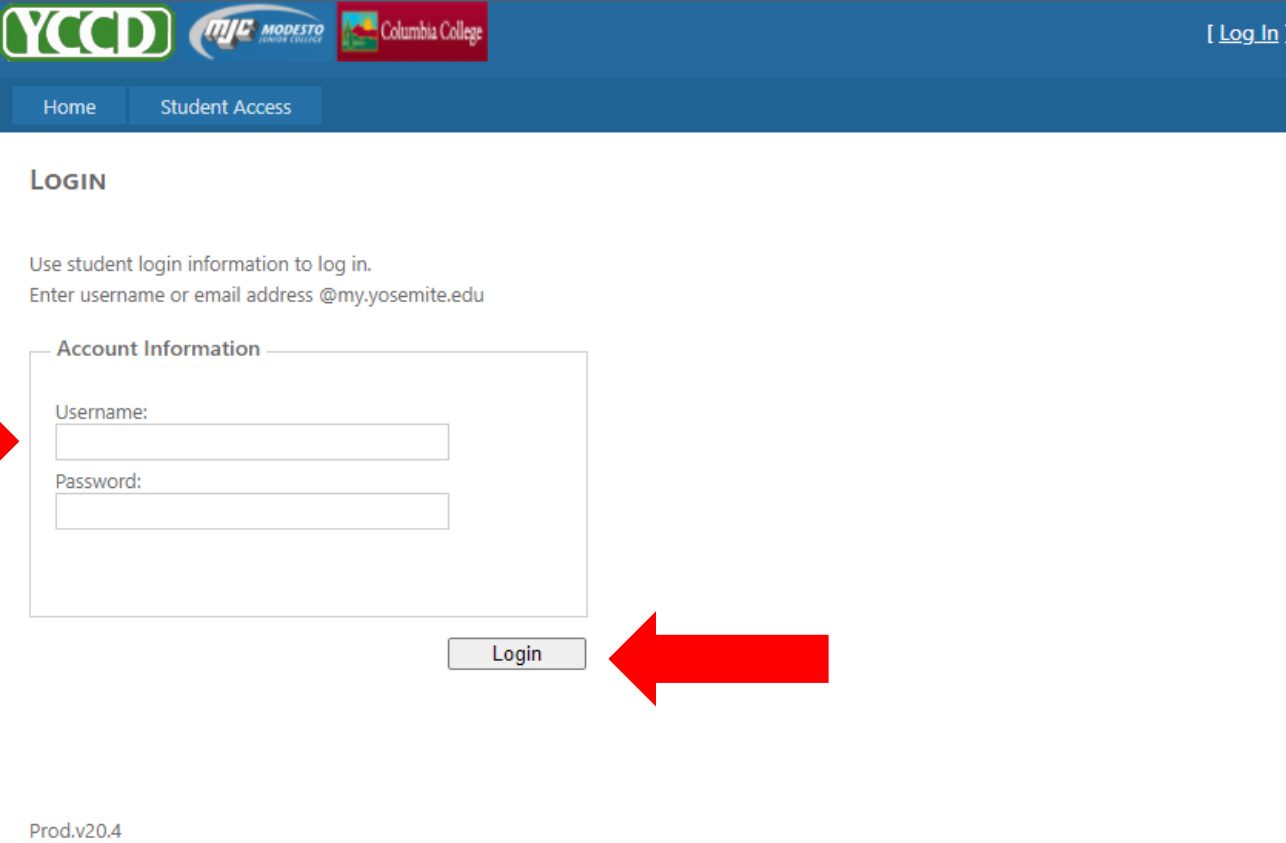
# Under Registration click My Class Schedule

The screenshot displays a student portal navigation menu with the following sections and links:

- User Account**
  - [Change Password](#)
  - [Update Contact Information](#)
- Financial Information**
  - [My Account Statement](#)
  - [Pay on My Account](#)
  - [Account Summary](#)
  - [Optional Fees/Parking Permit](#)
  - [Online Refund Request Form](#)
  - [Student Tax Information](#)
- Financial Aid**
  - [Financial Aid Information](#)
  - [My Documents](#)
  - [Financial aid award letter](#)
  - [Financial aid status by term](#)
  - [Financial aid status by year](#)
  - [Cal Grant GPA](#)
  - [Pirates' Pantry web page](#)
  - [Cal Fresh](#)
- Communication**
  - [Student Email Sign In](#)
  - [Vocational Survey](#)
  - [Questions & Feedback](#)
  - [Online Forms](#)
  - [Student HelpDesk Website](#)
- Online Courses**
  - [Log in to online classes](#)
- Registration**
  - [Apply to MJC](#)
  - [Registration Date and Time](#)
  - [Search For Classes](#)
  - [Register For Classes / Build Class Schedule](#)
  - [Drop Classes](#)
  - [My Class Schedule](#)
  - [Manage My Waitlist](#)
  - [Add class with Access Code](#)
  - [E-ADD Card Request \(For Online Classes\)](#)
- Academic Profile**
  - [Transcript/Grades](#)
  - [Test Summary](#)
  - [My profile](#)
  - [Degree Audit](#)
  - [Degree Audit Instructional Video](#)
- Student Worker Info**
  - [Time Entry](#)
  - [Time History](#)
  - [Time Entry Report](#)
  - [Position Summary](#)
  - [W-2 Statements - 2009 & Earlier](#)
  - [W-2 Statements - 2010 & Later](#)
  - [Earnings Statements](#)
- Degree Audit**
  - [Degree Audit](#)

A red arrow points from the 'Financial Information' section to the 'My Class Schedule' link in the 'Registration' section.

Pirates Net is now part of Single Sign-On, so you will use your MJC student email and password to sign in. Enter your student email as your **Username** and password then click **Login**.  
Student email: First Name followed by your w# with no w0 –  
firstname123456@my.yosemite.edu



The screenshot shows the login interface for YCCCD. At the top, there are logos for YCCCD, MJC Modesto Junior College, and Columbia College, along with a [ Log In ] link. Below the logos is a navigation bar with 'Home' and 'Student Access' tabs. The main content area is titled 'LOGIN' and contains the following text: 'Use student login information to log in. Enter username or email address @my.yosemite.edu'. Underneath is a form titled 'Account Information' with two input fields: 'Username:' and 'Password:'. A 'Login' button is located below the form. Two red arrows are overlaid on the image: one points to the 'Username:' input field, and the other points to the 'Login' button.

YCCCD MJC MODESTO JUNIOR COLLEGE Columbia College [ Log In ]

Home Student Access

**LOGIN**

Use student login information to log in.  
Enter username or email address @my.yosemite.edu

Account Information

Username:

Password:

Login

Prod.v20.4

Select **Modesto Junior College** and select the semester from the drop down menu. Click **Retrieve Schedule**.

YCCD MJC MODESTO JUNIOR COLLEGE Columbia College

Welcome Carter Williams! [ Log Out ]

Home Student Access

Please Select a college:

Modesto Junior College  Columbia College

MJC Fall 2020 Retrieve Schedule



Your class schedule will open up. If there are no courses listed you are not registered for that semester. Your **waitlisted courses** will show below the courses you are enrolled in. **Balance** will show any fees you owe.

YCCD MJC MODESTO JUNIOR COLLEGE Columbia College Welcome [ Log Out ]

Home Student Access

Please Select a college:  
 Modesto Junior College  Columbia College  
MJC Summer 2020 Retrieve Schedule

**STUDENT NAME** 0123456  
**Balance:** \$0.00  
**Term:** MJC Summer 2020  
**Total Registered Units:** 3

\*\*\* CLASS SCHEDULE \*\*\*

Name and Title	UNITS	Location and Course Section Information	Instructor	Important Dates
MHIST-102-4824 (4824) Hist of the US Since 1865	3	<b>MJC - Distance Education</b> 06/08/2020-08/15/2020 Internet, Delayed Interaction Days to be Announced, Times to be Announced Online, Room ONLINE  Online. Before registering, students are encouraged to take the <a href="#">MJC Online Readiness Quiz</a> .	M. Robertson	<b>Refund:</b> 06/13/2020 <b>Drop w/o W:</b> 06/17/2020 <b>P/NP:</b> 06/20/2020 <b>LastDayDrop:</b> 07/28/2020