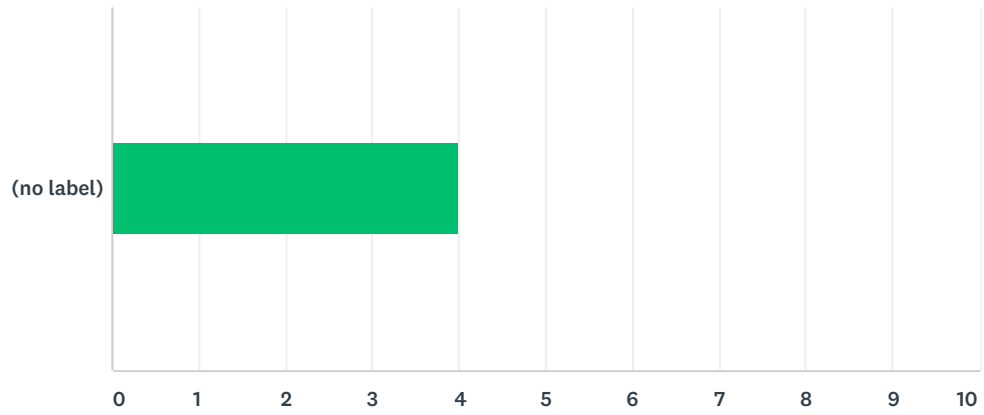


# Q1 The Facilities Council has clearly articulated purpose or charge.

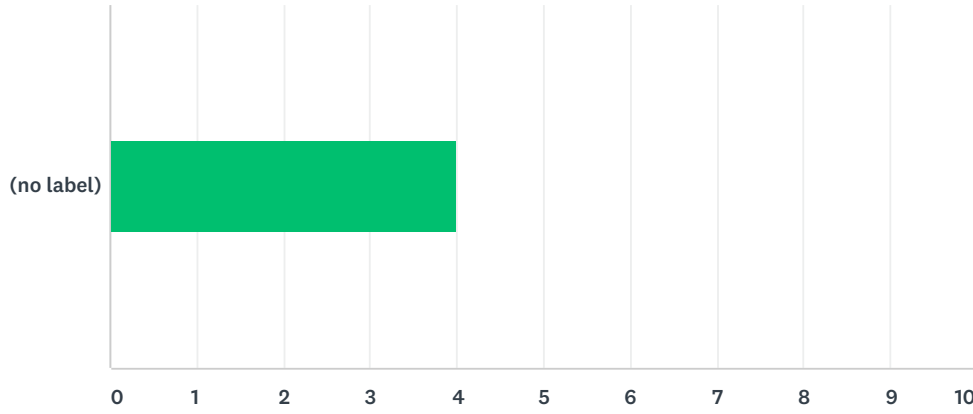
Answered: 5 Skipped: 0



|            | STRONGLY AGREE | AGREE       | NEUTRAL     | DISAGREE   | STRONGLY DISAGREE | TOTAL | WEIGHTED AVERAGE |
|------------|----------------|-------------|-------------|------------|-------------------|-------|------------------|
| (no label) | 20.00%<br>1    | 60.00%<br>3 | 20.00%<br>1 | 0.00%<br>0 | 0.00%<br>0        | 5     | 4.00             |

## Q2 The members of the Facilities Council understand their role as documented in Engaging All Voices.

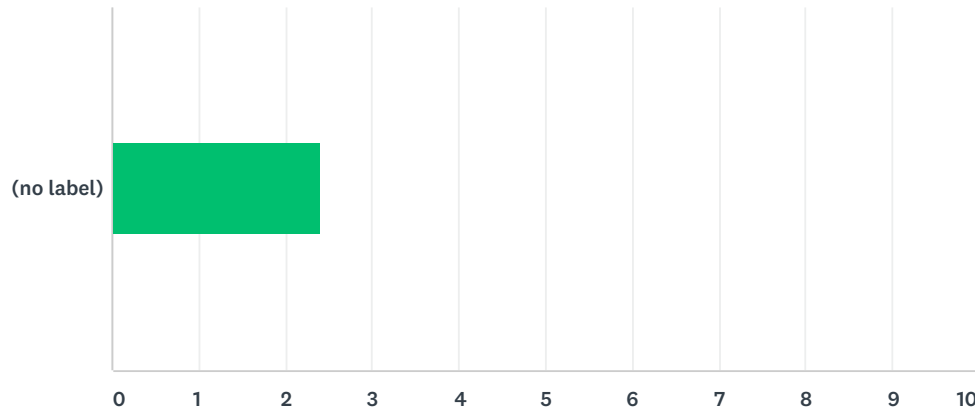
Answered: 5 Skipped: 0



|            | STRONGLY AGREE | AGREE       | NEUTRAL     | DISAGREE   | STRONGLY DISAGREE | TOTAL | WEIGHTED AVERAGE |
|------------|----------------|-------------|-------------|------------|-------------------|-------|------------------|
| (no label) | 20.00%<br>1    | 60.00%<br>3 | 20.00%<br>1 | 0.00%<br>0 | 0.00%<br>0        | 5     | 4.00             |

Q3 Membership of the Facilities Council has been static and consistent.

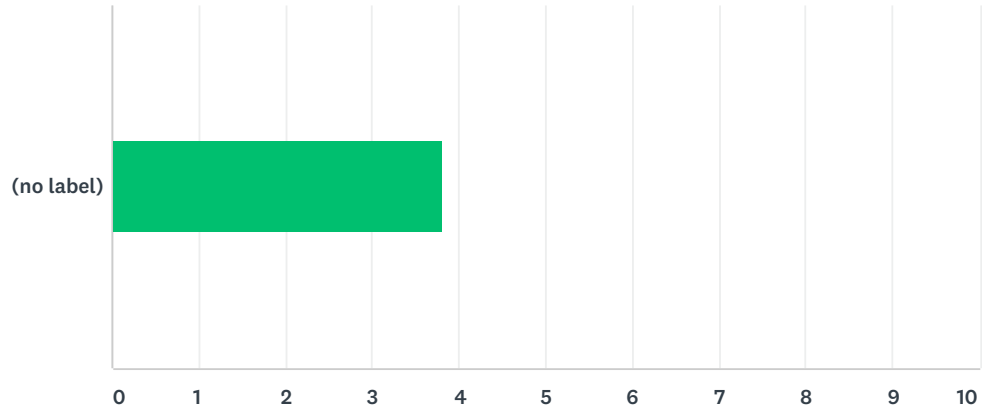
Answered: 5 Skipped: 0



|            | STRONGLY AGREE | AGREE       | NEUTRAL     | DISAGREE    | STRONGLY DISAGREE | TOTAL | WEIGHTED AVERAGE |
|------------|----------------|-------------|-------------|-------------|-------------------|-------|------------------|
| (no label) | 0.00%<br>0     | 20.00%<br>1 | 20.00%<br>1 | 40.00%<br>2 | 20.00%<br>1       | 5     | 2.40             |

## Q4 The Council is meaningful.

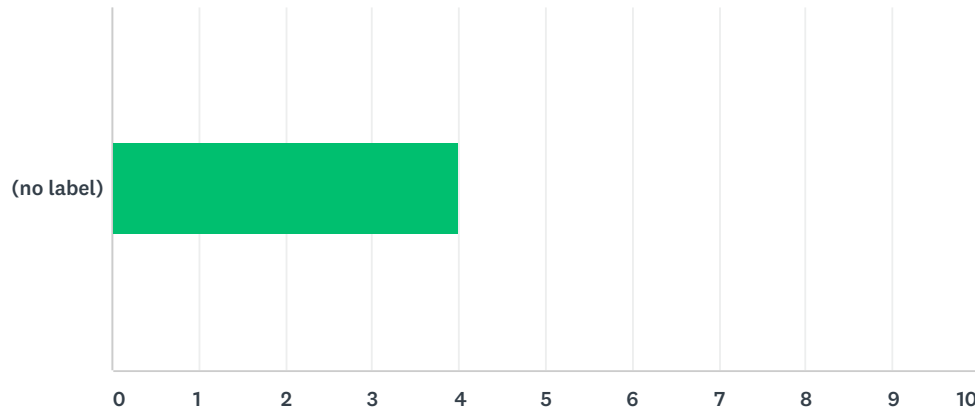
Answered: 5 Skipped: 0



|            | STRONGLY AGREE | AGREE       | NEUTRAL     | DISAGREE   | STRONGLY DISAGREE | TOTAL | WEIGHTED AVERAGE |
|------------|----------------|-------------|-------------|------------|-------------------|-------|------------------|
| (no label) | 0.00%<br>0     | 80.00%<br>4 | 20.00%<br>1 | 0.00%<br>0 | 0.00%<br>0        | 5     | 3.80             |

## Q5 The Council membership is appropriate.

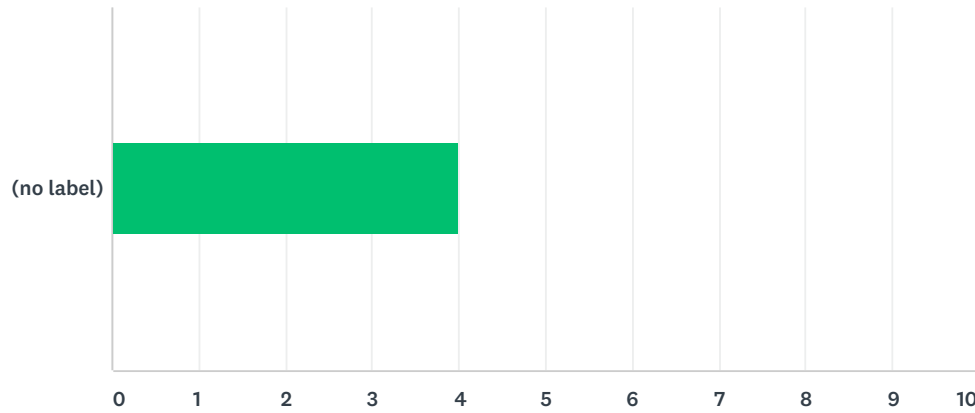
Answered: 5 Skipped: 0



|            | STRONGLY AGREE | AGREE       | NEUTRAL     | DISAGREE   | STRONGLY DISAGREE | TOTAL | WEIGHTED AVERAGE |
|------------|----------------|-------------|-------------|------------|-------------------|-------|------------------|
| (no label) | 20.00%<br>1    | 60.00%<br>3 | 20.00%<br>1 | 0.00%<br>0 | 0.00%<br>0        | 5     | 4.00             |

## Q6 The Council follows the guiding principles.

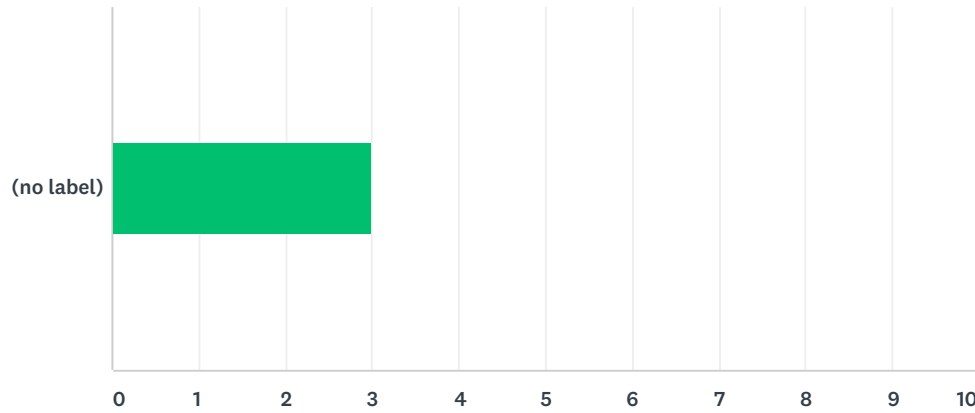
Answered: 5 Skipped: 0



|            | STRONGLY AGREE | AGREE        | NEUTRAL    | DISAGREE   | STRONGLY DISAGREE |  | TOTAL | WEIGHTED AVERAGE |
|------------|----------------|--------------|------------|------------|-------------------|--|-------|------------------|
| (no label) | 0.00%<br>0     | 100.00%<br>5 | 0.00%<br>0 | 0.00%<br>0 | 0.00%<br>0        |  | 5     | 4.00             |

## Q7 The Council articulates clear goals and accomplishments at the beginning of the academic year.

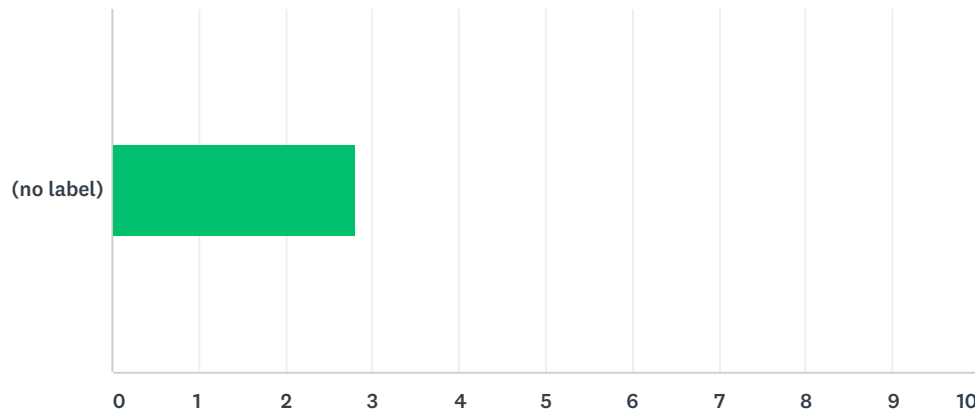
Answered: 5 Skipped: 0



|            | STRONGLY AGREE | AGREE       | NEUTRAL     | DISAGREE    | STRONGLY DISAGREE | TOTAL | WEIGHTED AVERAGE |
|------------|----------------|-------------|-------------|-------------|-------------------|-------|------------------|
| (no label) | 0.00%<br>0     | 20.00%<br>1 | 60.00%<br>3 | 20.00%<br>1 | 0.00%<br>0        | 5     | 3.00             |

## Q8 The Council achieved the goals set at the beginning of the academic year.

Answered: 5 Skipped: 0

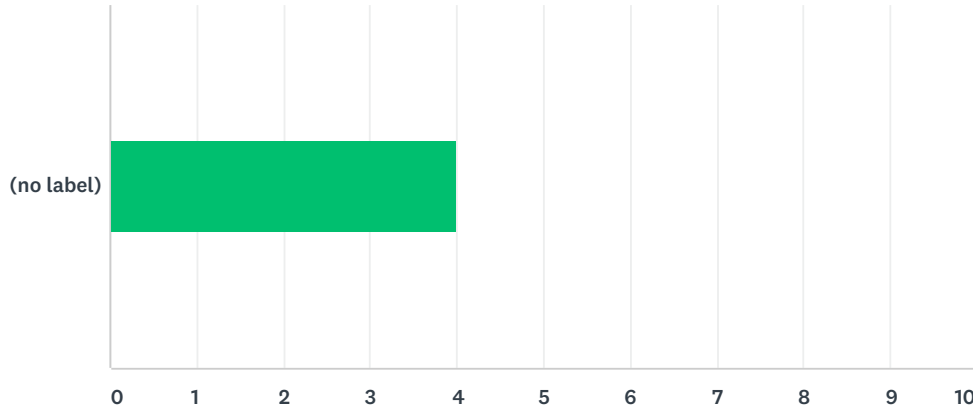


|            | STRONGLY AGREE | AGREE      | NEUTRAL     | DISAGREE    | STRONGLY DISAGREE | TOTAL | WEIGHTED AVERAGE |
|------------|----------------|------------|-------------|-------------|-------------------|-------|------------------|
| (no label) | 0.00%<br>0     | 0.00%<br>0 | 80.00%<br>4 | 20.00%<br>1 | 0.00%<br>0        | 5     | 2.80             |



Q9 The Council is provided information that is clear and understandable in a timely manner.

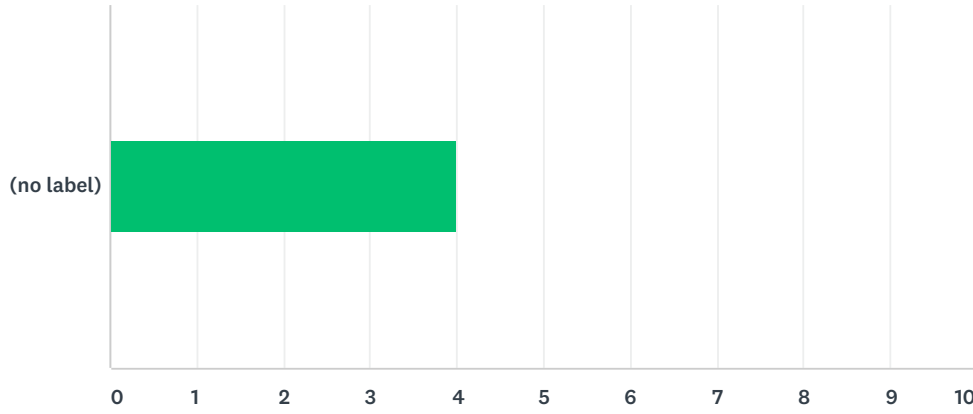
Answered: 5 Skipped: 0



|            | STRONGLY AGREE | AGREE        | NEUTRAL    | DISAGREE   | STRONGLY DISAGREE | TOTAL | WEIGHTED AVERAGE |
|------------|----------------|--------------|------------|------------|-------------------|-------|------------------|
| (no label) | 0.00%<br>0     | 100.00%<br>5 | 0.00%<br>0 | 0.00%<br>0 | 0.00%<br>0        | 5     | 4.00             |

### Q10 The Council utilizes the information provided in the process of developing recommendations.

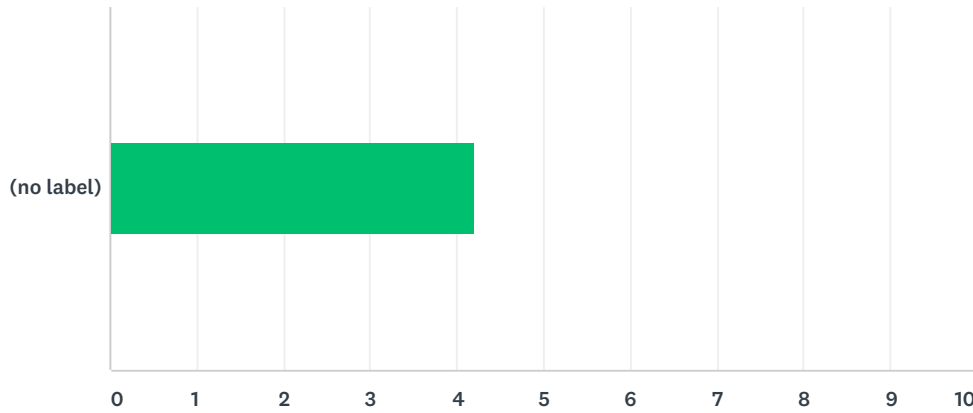
Answered: 5 Skipped: 0



|            | STRONGLY AGREE | AGREE       | NEUTRAL     | DISAGREE   | STRONGLY DISAGREE | TOTAL | WEIGHTED AVERAGE |
|------------|----------------|-------------|-------------|------------|-------------------|-------|------------------|
| (no label) | 20.00%<br>1    | 60.00%<br>3 | 20.00%<br>1 | 0.00%<br>0 | 0.00%<br>0        | 5     | 4.00             |

Q11 The recommendations of the Council have been inclusive and allowed all council members opportunity for input.

Answered: 5 Skipped: 0



|            | STRONGLY AGREE | AGREE       | NEUTRAL    | DISAGREE   | STRONGLY DISAGREE | TOTAL | WEIGHTED AVERAGE |
|------------|----------------|-------------|------------|------------|-------------------|-------|------------------|
| (no label) | 20.00%<br>1    | 80.00%<br>4 | 0.00%<br>0 | 0.00%<br>0 | 0.00%<br>0        | 5     | 4.20             |

**Q12 What were the most significant accomplishments for the year?**

Answered: 4 Skipped: 1

**Q13 What information could be provided to improve the effectiveness of the Council?**

Answered: 3 Skipped: 2

**Q14 Do you have suggestions as to how the Council's overall effectiveness may be improved?**

Answered: 4 Skipped: 1

## Q15 Do you attend regularly and if not, why not?

Answered: 4 Skipped: 1

## Q16 How might the evaluation tool be improved?

Answered: 3 Skipped: 2



## Q17 Is there anything else you would like to add?

Answered: 3 Skipped: 2