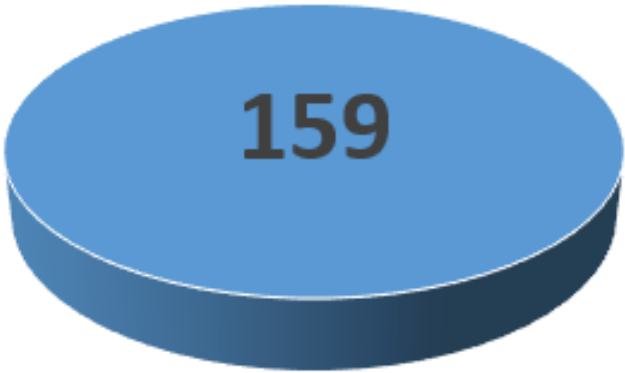
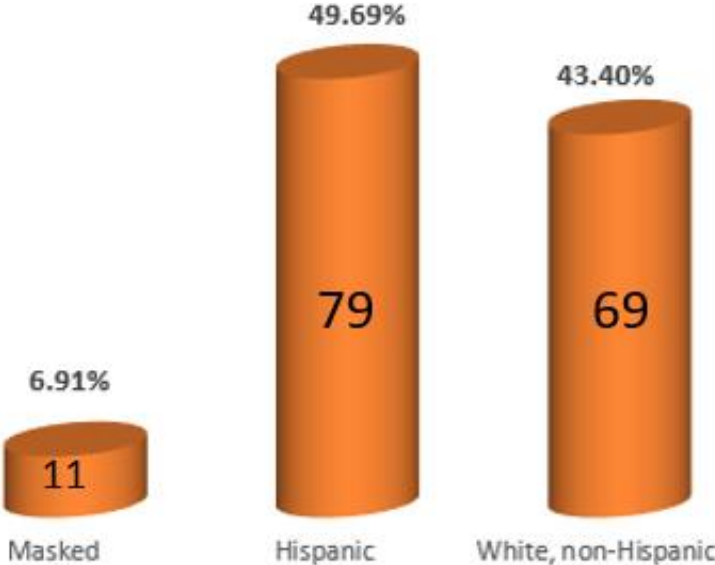


# Theatre Program Students 2017-2018

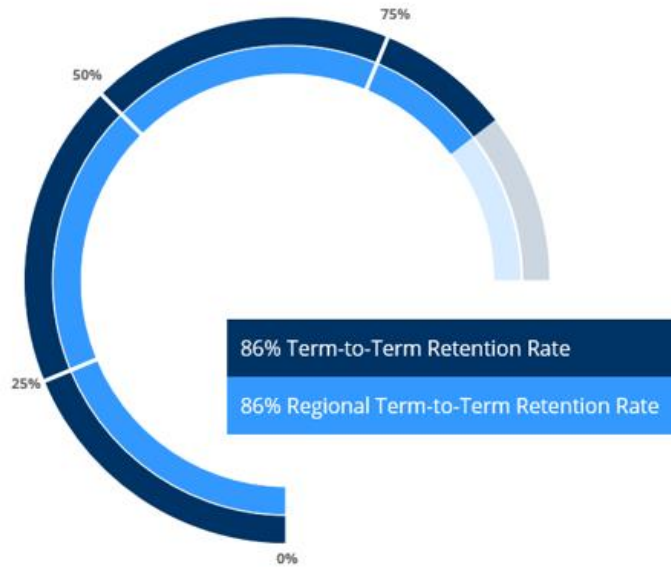


Definition: Students who declared MJC Theatre program during the 2017-2018 year.  
Colleague Student Demographic, 2017-18

## Theatre Program: Student Ethnicity



Definition: Demographic breakdown of student Theatre program majors, 2017-18  
Data is "masked" when there are fewer than 10 individuals from a single population  
Colleague Student Demographic, 2017-18



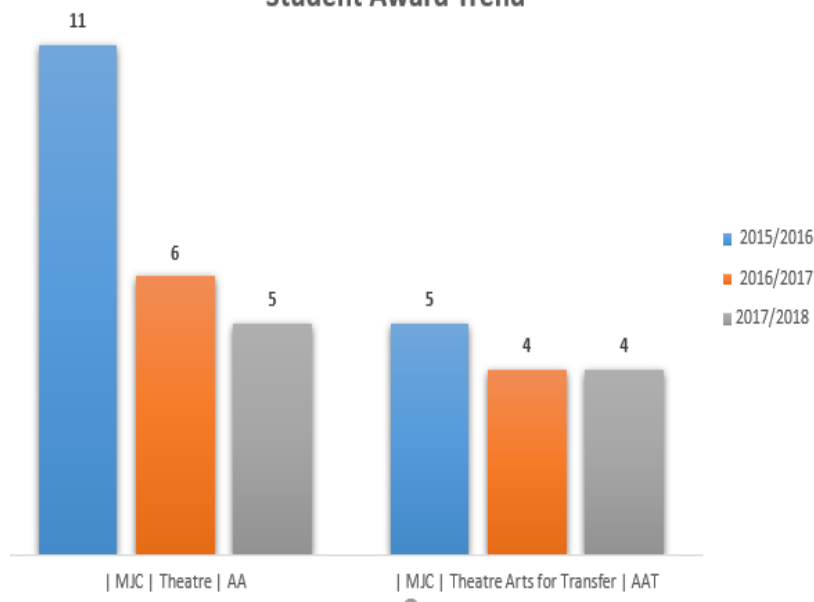
Definition: Among students, the proportion retained from fall census to spring census at college in the selected year.

Does not include graduates or transfer students

LaunchBoard Pipeline: Milestones 2016-17

<https://www.calpassplus.org/LaunchBoard/Community-College-Pipeline.aspx>

### Theatre Program Student Award Trend

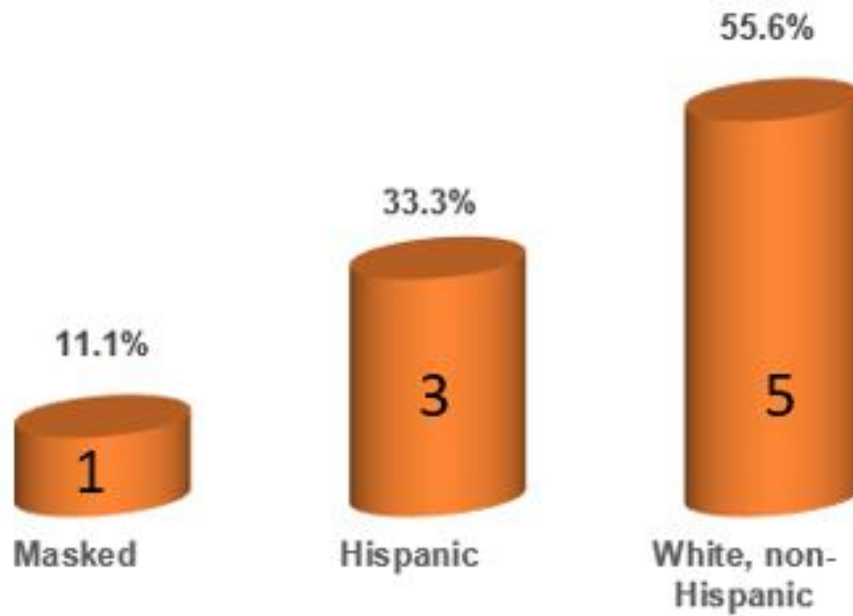


Definition: Three-year award trend data (degree or certificate)

Awards are duplicated, meaning there are students in this number who may have earned more than one award.

Colleague Graduation Report, 2015-2018

## Theatre Program Completers: Ethnicity



Definition: 2017-18 completion data, by ethnicity  
Colleague Graduation Report and Student Demographic, 2017-18

Student Transfer data not available

Living Wage and Employment Data not available