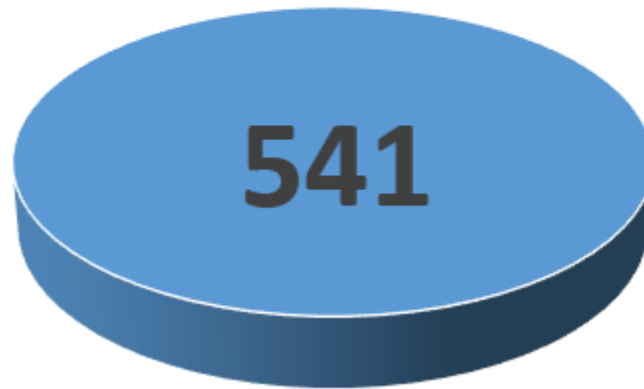
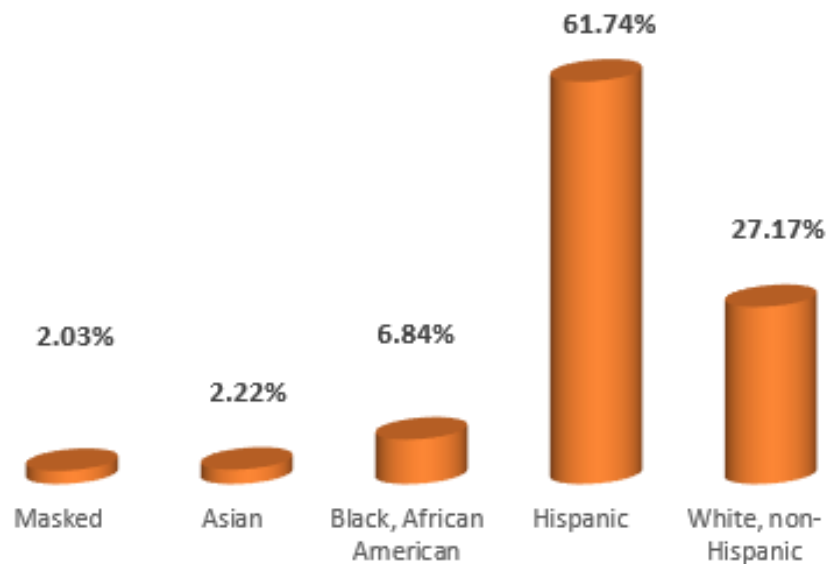


Sociology Program Students 2017-2018

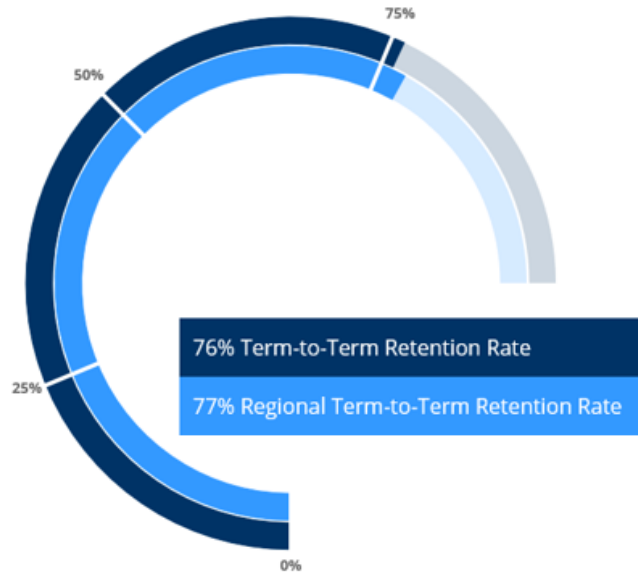


Definition: Students who declared MJC sociology programs during the 2017-2018 year.
Colleague Student Demographic, 2017-18

Sociology Program: Student Ethnicity



Definition: Demographic breakdown of student Sociology program majors, 2017-18
Data is "masked" when there are fewer than 10 individuals from a single population
Colleague Student Demographic, 2017-18



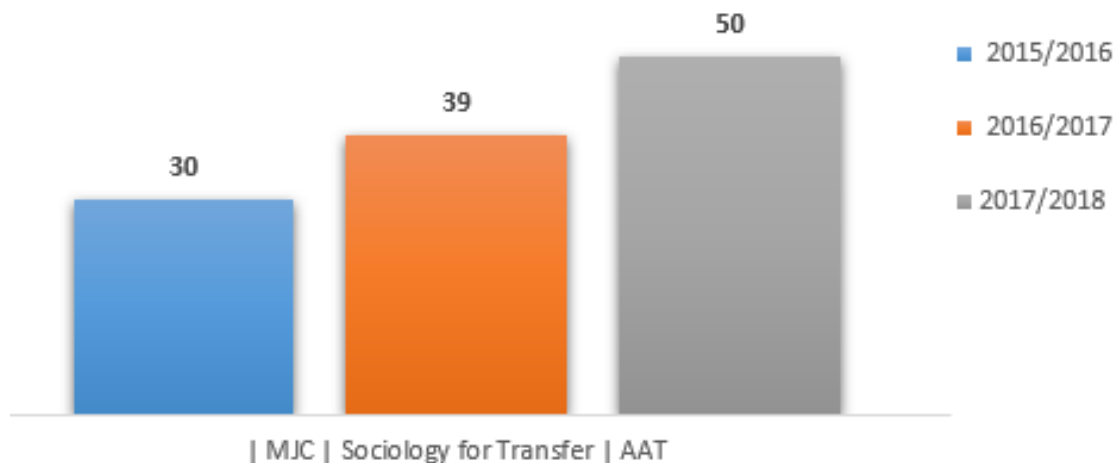
Definition: Among students, the proportion retained from fall census to spring census at college in the selected year.

Does not include graduates or transfer students

LaunchBoard Pipeline: Milestones 2016-17

<https://www.calpassplus.org/LaunchBoard/Community-College-Pipeline.aspx>

Sociology Program Student Award Trend

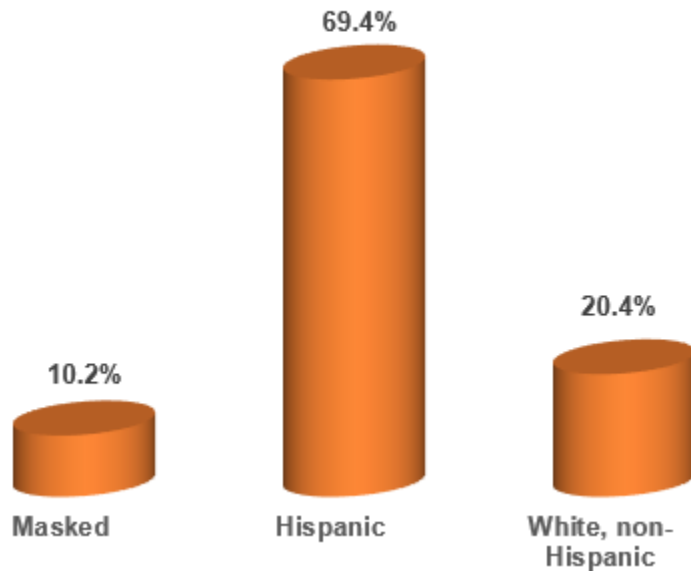


Definition: Three-year award trend data (degree or certificate)

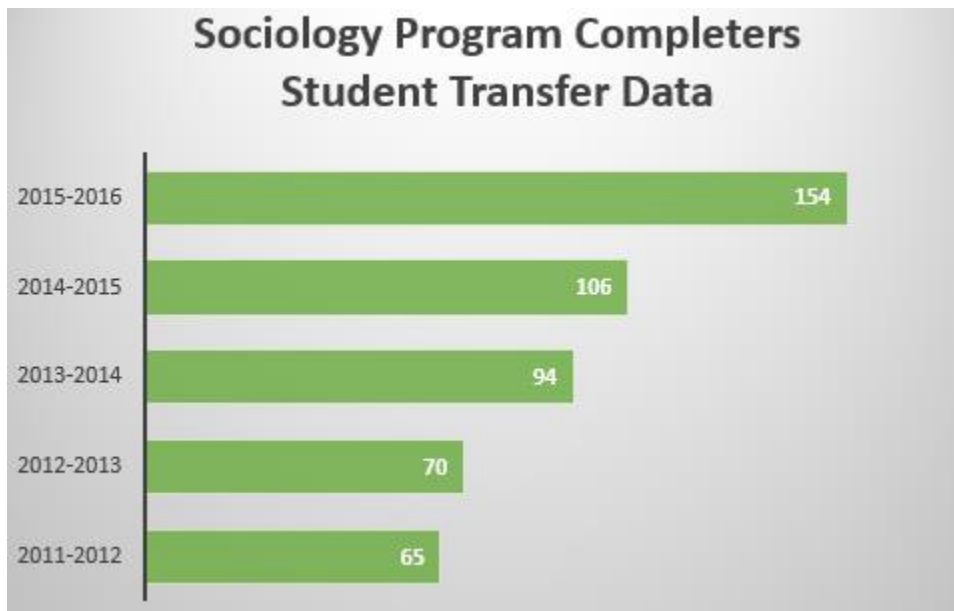
Awards are duplicated, meaning there are students in this number who may have earned more than one award.

Colleague Graduation Report, 2015-2018

Sociology Program Completers: Ethnicity



Definition: 2017-18 completion data, by ethnicity
Colleague Graduation Report and Student Demographic, 2017-18



Definition: Students who took non-introductory courses or completed an Sociology award who subsequently enrolled for the first time in a four-year institution the following year

LaunchBoard Pipeline: Success

<https://www.calpassplus.org/LaunchBoard/Community-College-Pipeline.aspx>

No Employment or Living Wage Data Available

Median Regional Annual Salary

The entry level and median annual salaries of people employed in occupations associated with the selected TOP code in the college's Doing What Matters region

● Modesto Junior College, Sociology (2208), 2016-2017



Requires a Bachelors Degree or Higher



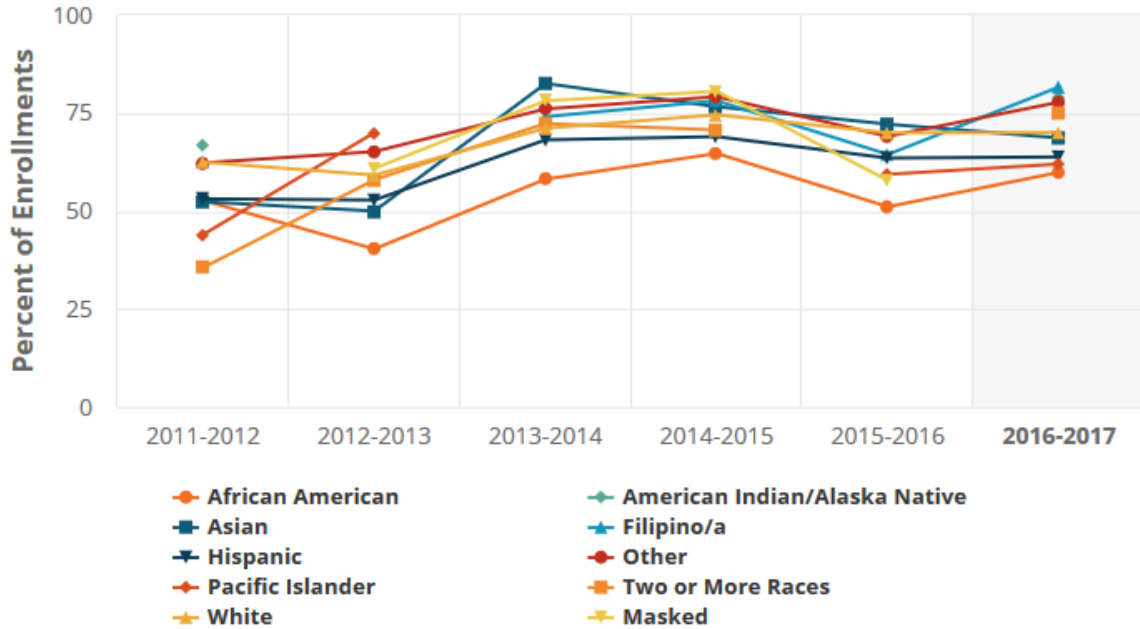
	Entry Level Salary	Median Salary
Managers, All Other	\$38,147	\$59,093
Sociologists	\$58,115	\$72,114

LaunchBoard Pipeline: Earnings
<https://www.calpassplus.org/LaunchBoard/Community-College-Pipeline.aspx>

For General Ed, your course success rates are being included for your review.

Percentage of enrollments in for-credit courses where students earned a passing or satisfactory grade

● Modesto Junior College, Sociology (2208), All Credit, 2016-2017



Source: Chancellor's Office Management Information System

Race/Ethnicity

African American	60%	109 / 182
American Indian/Alaska Native	79%	15 / 19
Asian	69%	138 / 201
Filipino/a	82%	49 / 60
Hispanic	64%	1,334 / 2,091
Other	78%	42 / 54
Pacific Islander	62%	31 / 50
Two or More Races	75%	21 / 28
White	70%	864 / 1,234

LaunchBoard Pipeline: Milestones

<https://www.calpassplus.org/LaunchBoard/Community-College-Pipeline.aspx>