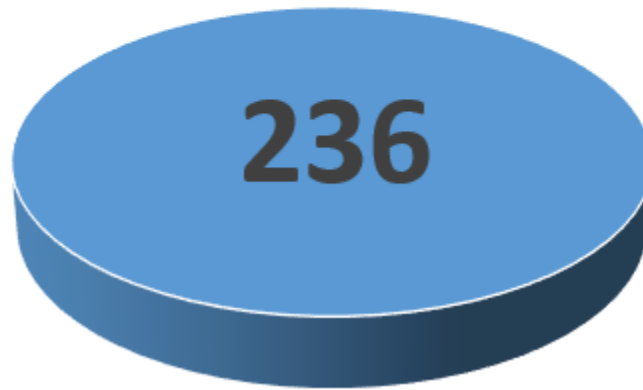
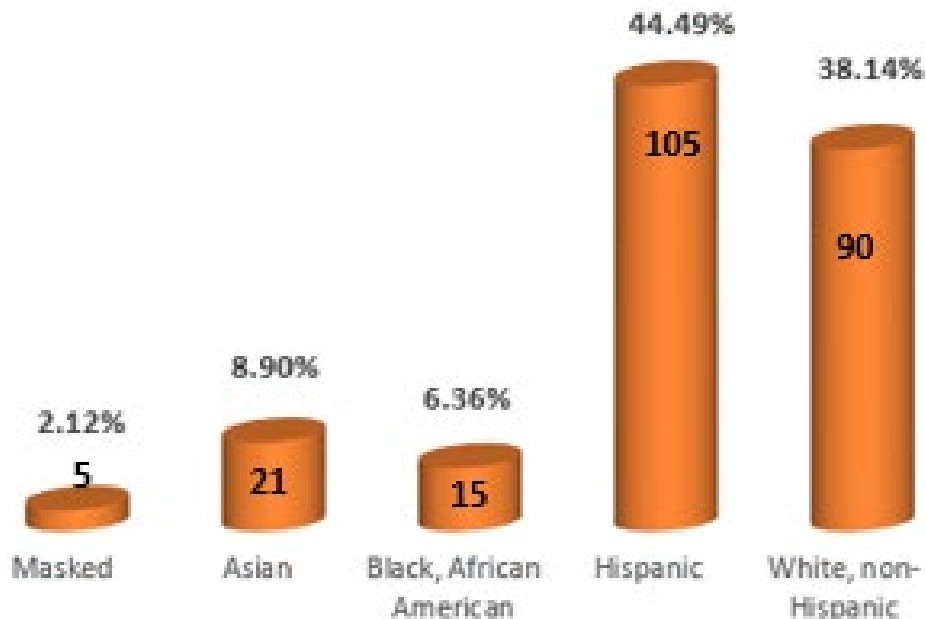


## Real Estate Program Students 2017-2018

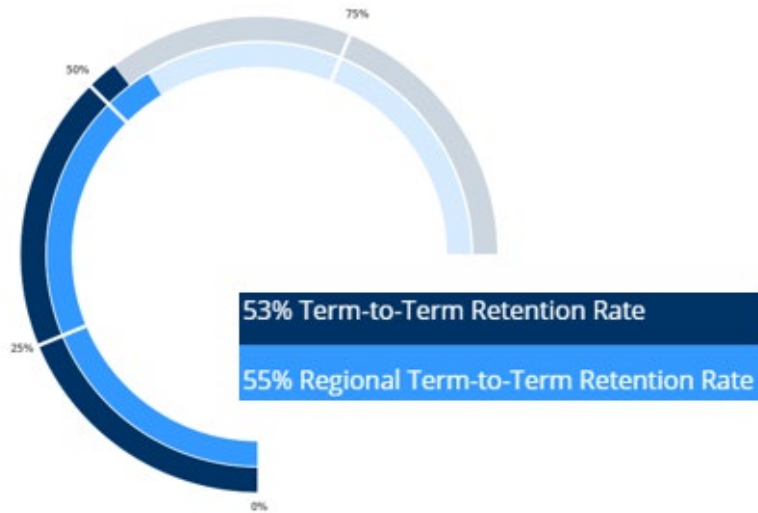


Definition: Students who declared MJC Real Estate program during the 2017-2018 year.  
Colleague Student Demographic, 2017-18

## Real Estate Program: Student Ethnicity



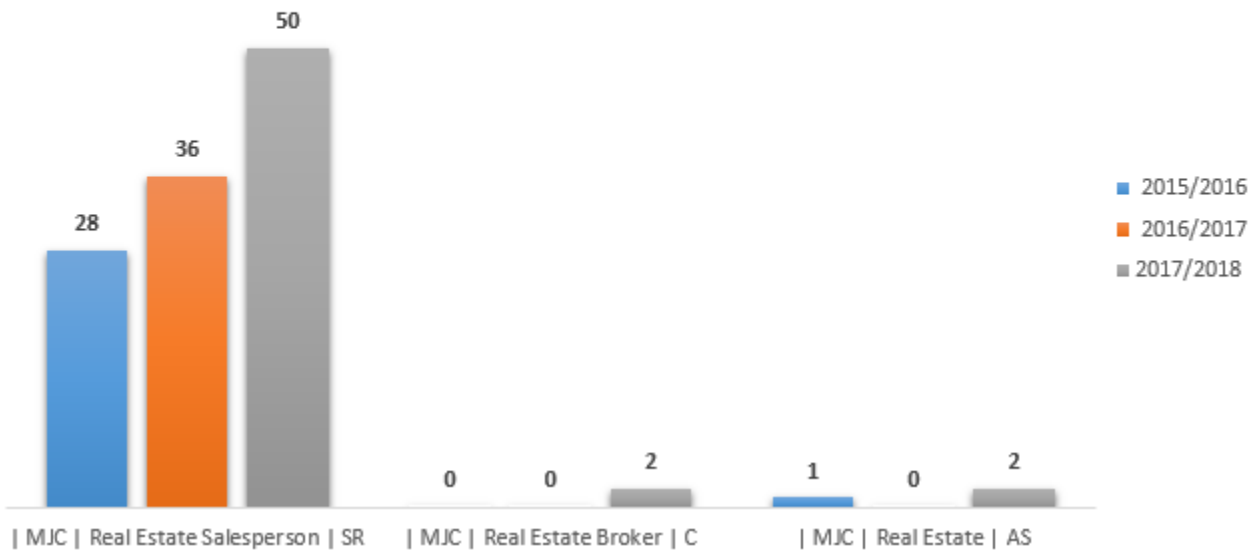
Definition: Demographic breakdown of student Real Estate program majors, 2017-18  
Data is "masked" when there are fewer than 10 individuals from a single population  
Colleague Student Demographic, 2017-18



Definition: Among students, the proportion retained from fall census to spring census at college in the selected year. Does not include graduates or transfer students  
LaunchBoard Pipeline: Milestones 2016-17

<https://www.calpassplus.org/LaunchBoard/Community-College-Pipeline.aspx>

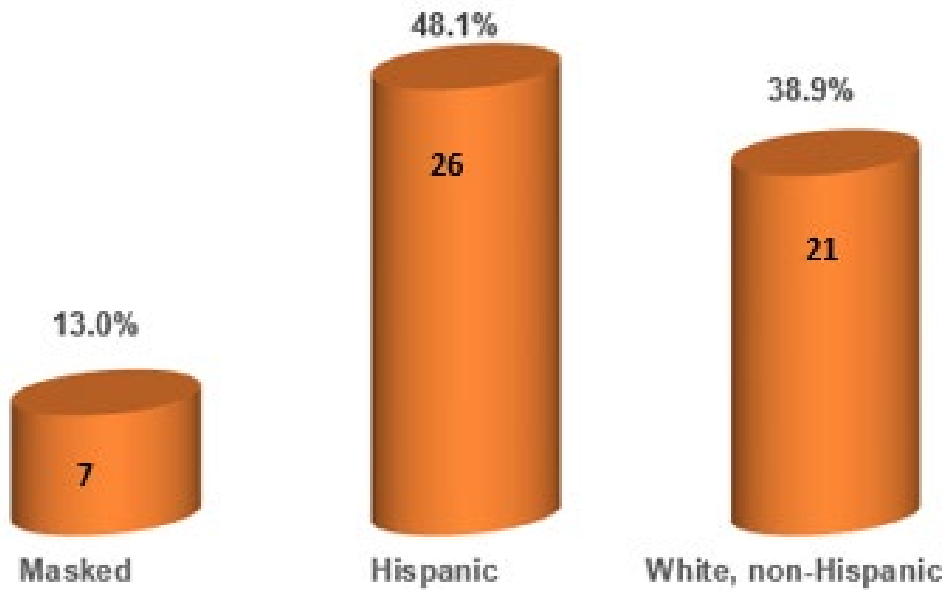
### Real Estate Program Student Award Trend



Row Labels	2015/2016	2016/2017	2017/2018
MJC   Real Estate Salesperson   SR	28	36	50
MJC   Real Estate Broker   C	0	0	2
MJC   Real Estate   AS	1	0	2
<b>Grand Total</b>	<b>29</b>	<b>36</b>	<b>54</b>

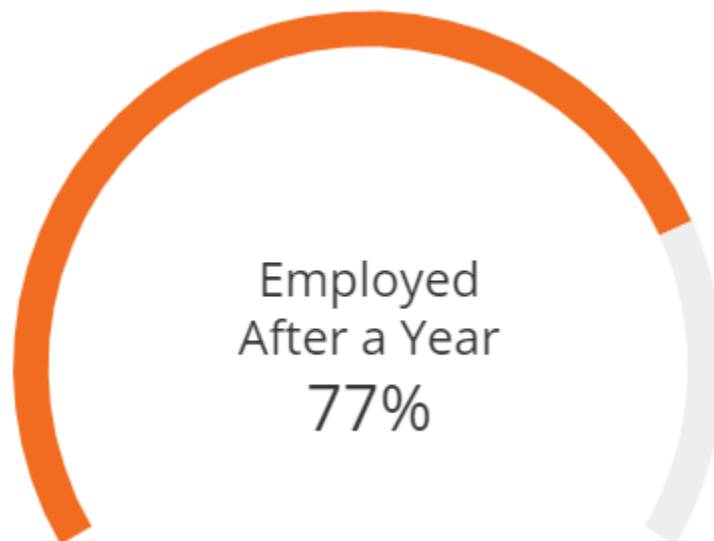
Definition: Three-year award trend data (degree or certificate)  
Awards are duplicated, meaning there are students in this number who may have earned more than one award.

## Real Estate Program Completers: Ethnicity



Definition: 2017-18 completion data, by ethnicity  
Colleague Graduation Report and Student Demographic, 2017-18

No Transfer Data Available



Definition: Among all exiters, the percentage who were employed a year after exiting post-secondary education.

LaunchBoard Pipeline: Employment 2015-16

<https://www.calpassplus.org/LaunchBoard/Community-College-Pipeline.aspx>



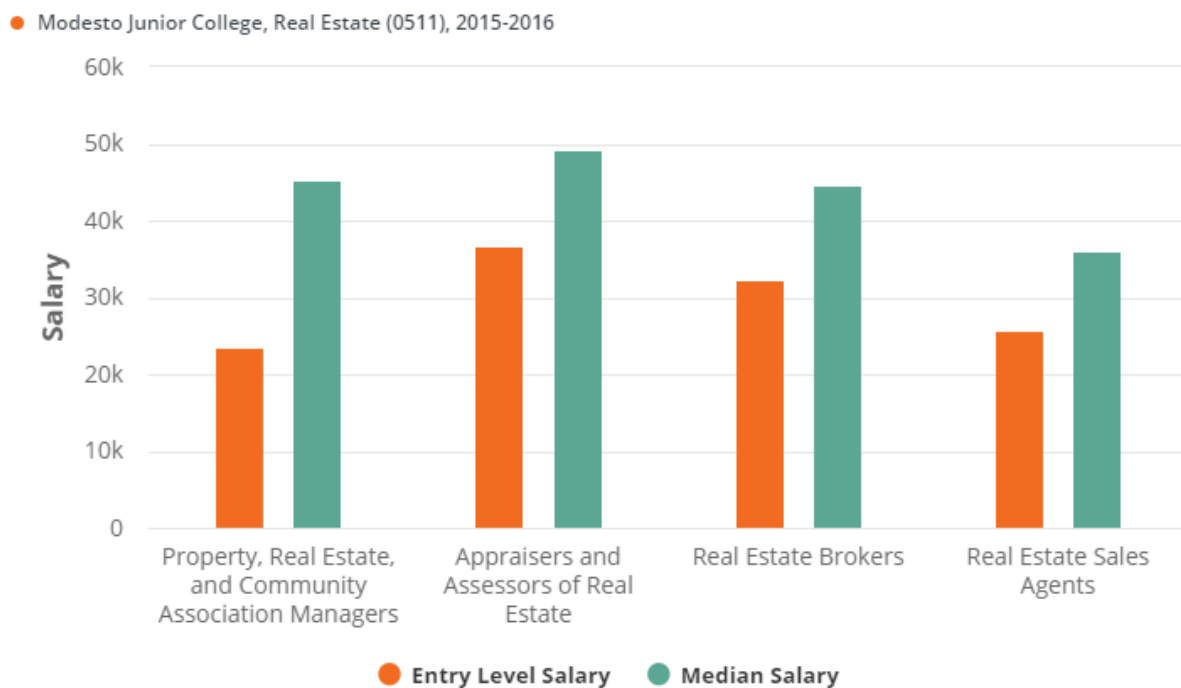
Definition: Among all students who were enrolled at MJC and then exited the college, the proportion who attained the county living wage for a single adult in the immediate following year. Does not include students who transferred. The living wage in Stanislaus County is \$12.12/hour.

LaunchBoard Pipeline: Earnings 2015-16

<https://www.calpassplus.org/LaunchBoard/Community-College-Pipeline.aspx>

## Median Regional Annual Salary

The entry level and median annual salaries of people employed in occupations associated with the selected TOP code in the college's Doing What Matters region



**On-The-Job Training, No  
College Required**



	<b>Entry Level Salary</b>	<b>Median Salary</b>
Property, Real Estate, and Community Association Managers	\$23,504	\$45,365
Real Estate Brokers	\$32,261	\$44,678
Real Estate Sales Agents	\$25,605	\$35,963

**Requires a Bachelors  
Degree or Higher**



	<b>Entry Level Salary</b>	<b>Median Salary</b>
Appraisers and Assessors of Real Estate	\$36,670	\$49,254

LaunchBoard Pipeline: Earnings  
<https://www.calpassplus.org/LaunchBoard/Community-College-Pipeline.aspx>