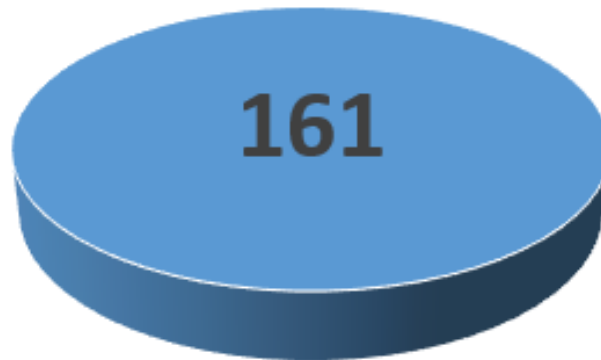
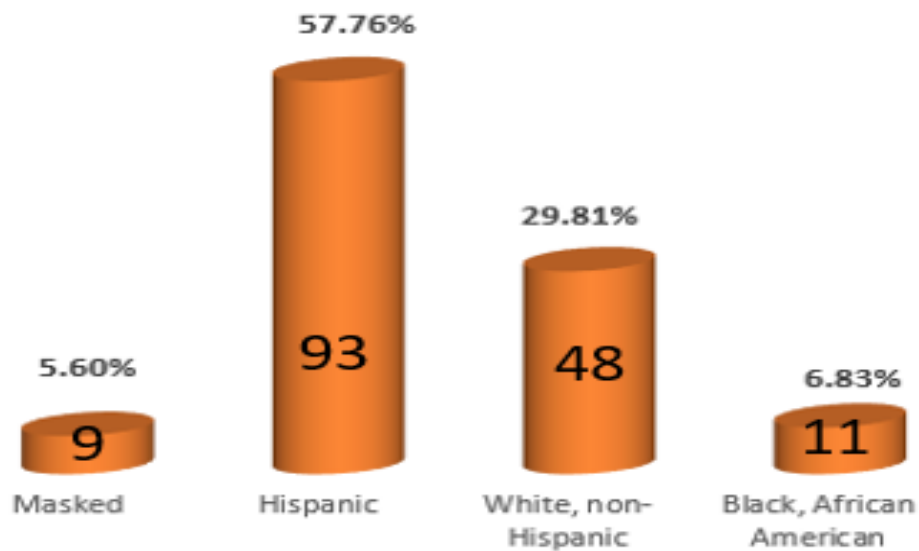


# Political Science Program Students 2017-2018

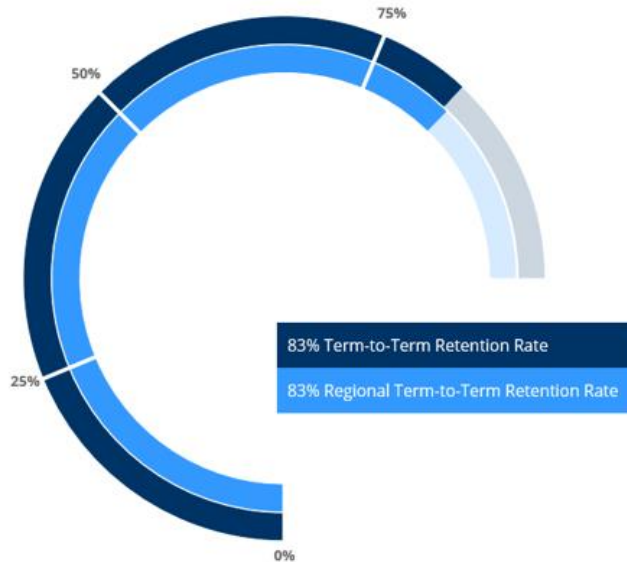


Definition: Students who declared MJC POLSC programs during the 2017-2018 year.  
Colleague Student Demographic, 2017-18

## Political Science Program: Student Ethnicity



Definition: Demographic breakdown of student POLSC program majors, 2017-18  
Data is "masked" when there are fewer than 10 individuals from a single population  
Colleague Student Demographic, 2017-18



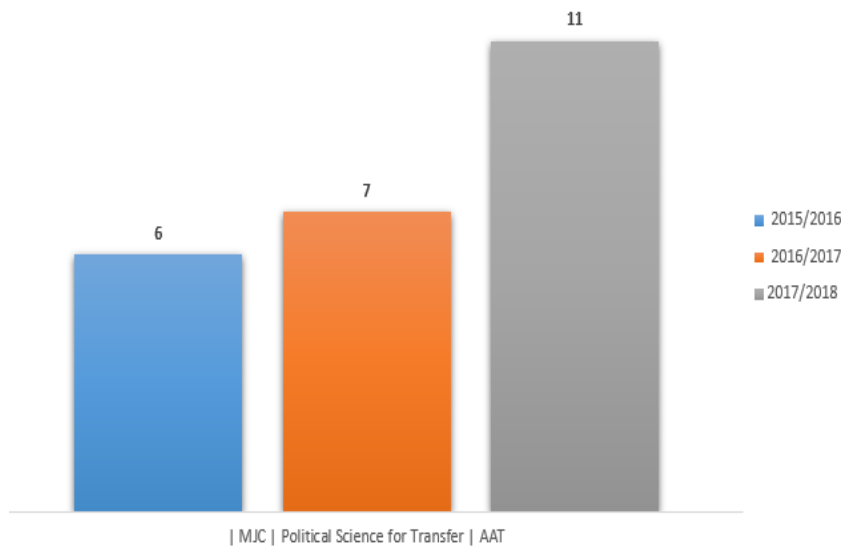
Definition: Among students, the proportion retained from fall census to spring census at college in the selected year.

Does not include graduates or transfer students

LaunchBoard Pipeline: Milestones 2016-17

<https://www.calpassplus.org/LaunchBoard/Community-College-Pipeline.aspx>

### Political Science Program Student Award Trend

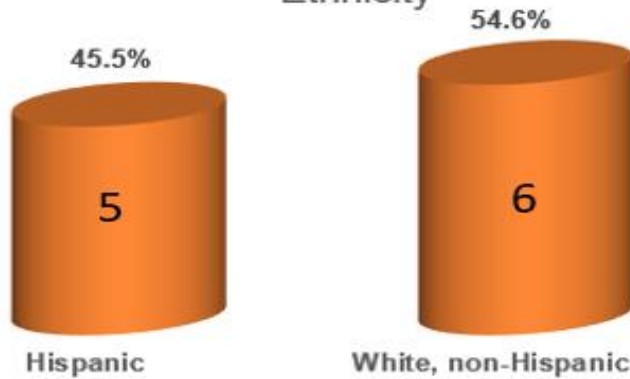


Definition: Three-year award trend data (degree or certificate)

Awards are duplicated, meaning there are students in this number who may have earned more than one award.

Colleague Graduation Report, 2015-2018

### Political Science Program Completers: Ethnicity



Definition: 2017-18 completion data, by ethnicity  
Colleague Graduation Report and Student Demographic, 2017-18

### Political Science Program Completers Student Transfer Data



Definition: Students who took non-introductory courses  
or completed an POLSC award who subsequently enrolled  
for the first time in a four-year institution the following year  
LaunchBoard Pipeline: Success

<https://www.calpassplus.org/LaunchBoard/Community-College-Pipeline.aspx>

## Median Regional Annual Salary

The entry level and median annual salaries of people employed in occupations associated with the selected TOP code in the college's Doing What Matters region

● Modesto Junior College, Political Science (2207), 2016-2017



Requires a Bachelors Degree or Higher



	Entry Level Salary	Median Salary
Managers, All Other	\$38,147	\$59,093
Political Scientists	\$59,280	\$70,470

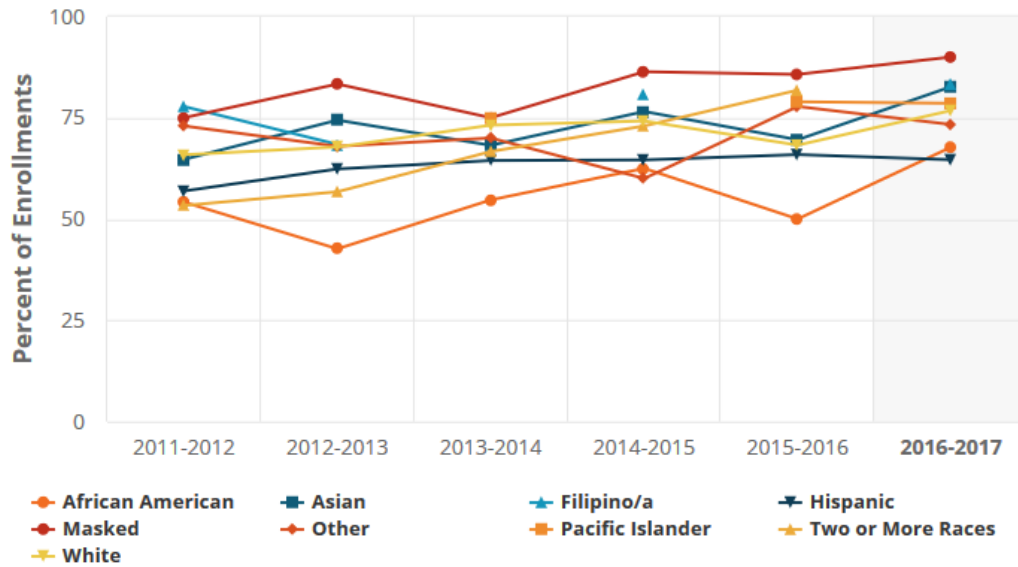
LaunchBoard Pipeline: Earnings

<https://www.calpassplus.org/LaunchBoard/Community-College-Pipeline.aspx>

For General Ed, your course success rates are being included for your review.

## Percentage of enrollments in for-credit courses where students earned a passing or satisfactory grade

● Modesto Junior College, Political Science (2207), All Credit, 2016-2017



Source: Chancellor's Office Management Information System

### Race/Ethnicity

African American	68%	42 / 62
American Indian/Alaska Native*	-	-
Asian	83%	62 / 75
Filipino/a	83%	15 / 18
Hispanic	65%	530 / 820
Masked	90%	9 / 10
Other	73%	11 / 15
Pacific Islander	79%	11 / 14
Two or More Races*	-	-
White	77%	463 / 603

\*There were fewer than ten students, so this metric has been suppressed.

