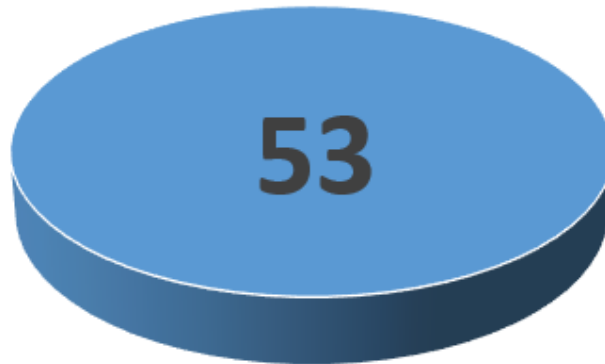
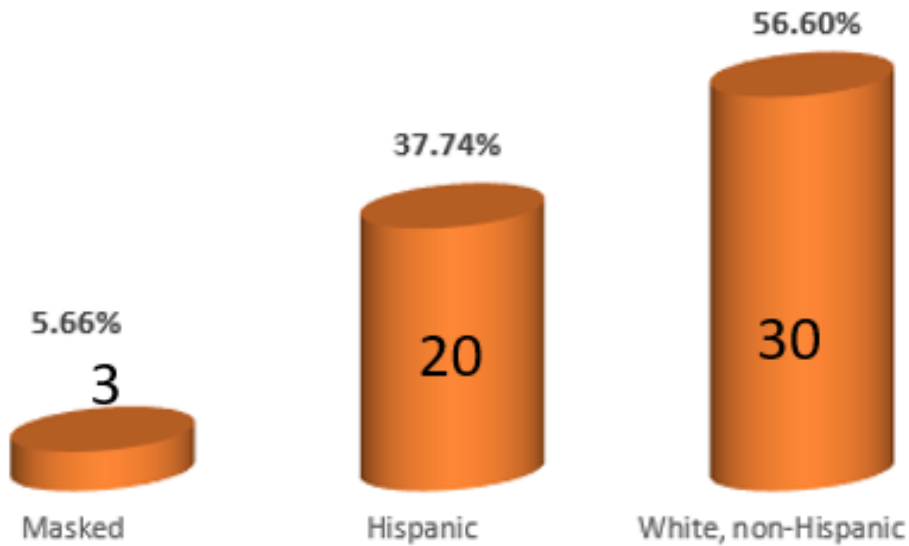


Plant Science Program Students 2017-2018

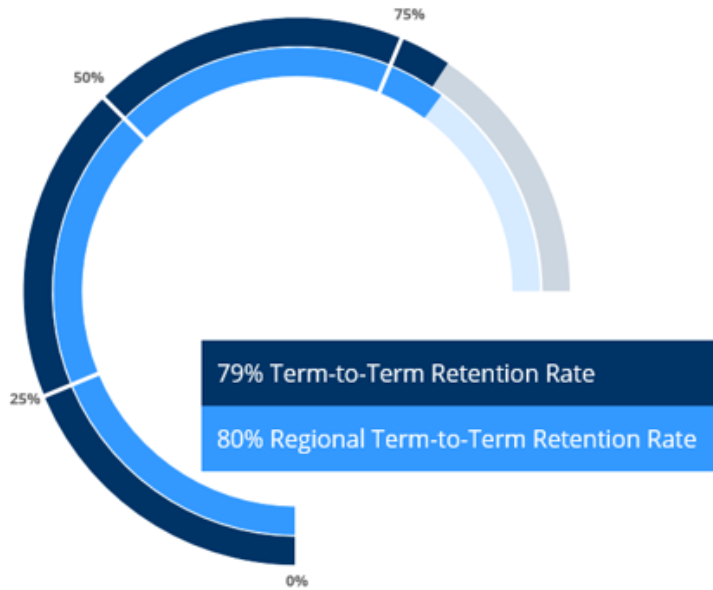


Definition: Students who declared MJC PLSC program during the 2017-2018 year.
Colleague Student Demographic, 2017-18

Plant Science Program: Student Ethnicity



Definition: Demographic breakdown of student PLSC program majors, 2017-18
Data is "masked" when there are fewer than 10 individuals from a single population
Colleague Student Demographic, 2017-18



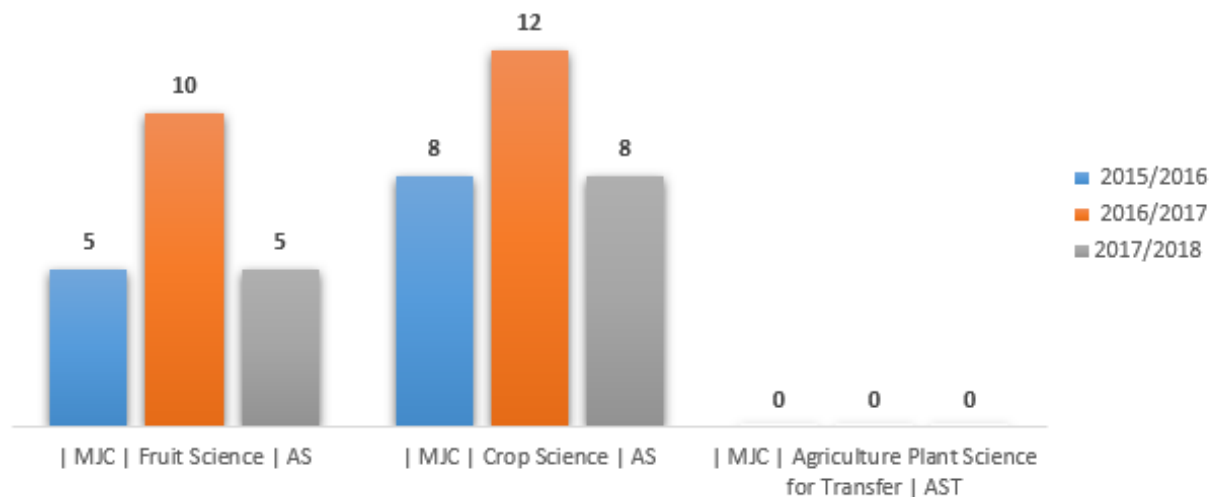
Definition: Among students, the proportion retained from fall census to spring census at college in the selected year.

Does not include graduates or transfer students

LaunchBoard Pipeline: Milestones 2016-17

<https://www.calpassplus.org/LaunchBoard/Community-College-Pipeline.aspx>

Plant Science Program Student Award Trend

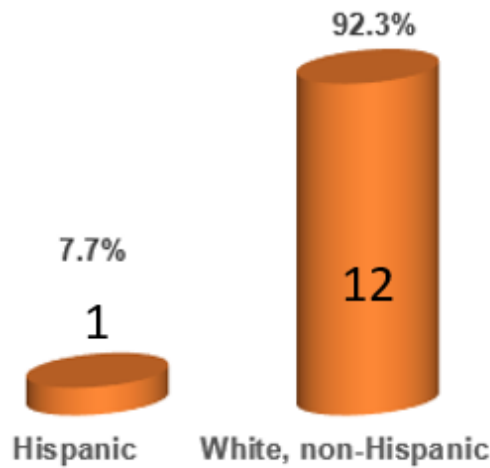


Definition: Three-year award trend data (degree or certificate)

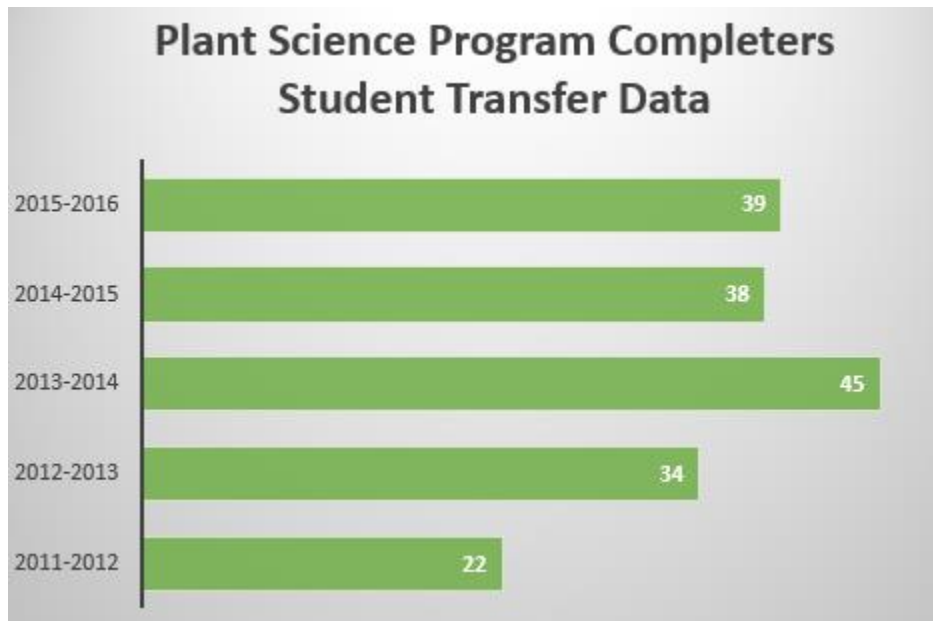
Awards are duplicated, meaning there are students in this number who may have earned more than one award.

Colleague Graduation Report, 2015-2018

Plant Science Program Completers: Ethnicity



Definition: 2017-18 completion data, by ethnicity
Colleague Graduation Report and Student Demographic, 2017-18



Definition: Students who took non-introductory courses
or completed a CCCC award who subsequently enrolled
for the first time in a four-year institution the following year

LaunchBoard Pipeline: Success

<https://www.calpassplus.org/LaunchBoard/Community-College-Pipeline.aspx>



Definition: Among all exiters, the percentage who were employed a year after exiting post-secondary education.

LaunchBoard Pipeline: Employment 2015-16

<https://www.calpassplus.org/LaunchBoard/Community-College-Pipeline.aspx>

No Living Wage Data Available

Median Regional Annual Salary

The entry level and median annual salaries of people employed in occupations associated with the selected TOP code in the college’s Doing What Matters region

● Modesto Junior College, Plant Science (0103), 2015-2016



On-The-Job Training, No College Required



Entry Level Salary

Median Salary

Farmers, Ranchers, and Other Agricultural Managers

\$28,808

\$42,786

First-Line Supervisors of Farming, Fishing, and Forestry Workers

\$23,088

\$32,448

LaunchBoard Pipeline: Earnings

<https://www.calpassplus.org/LaunchBoard/Community-College-Pipeline.aspx>

