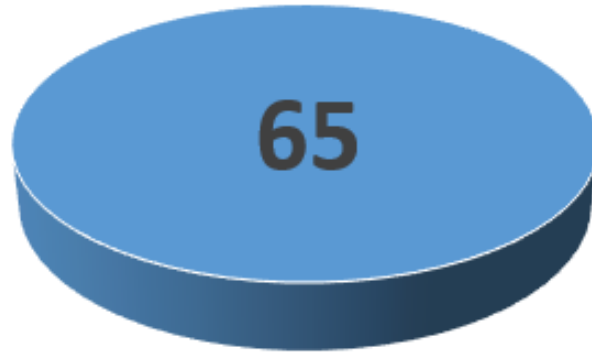
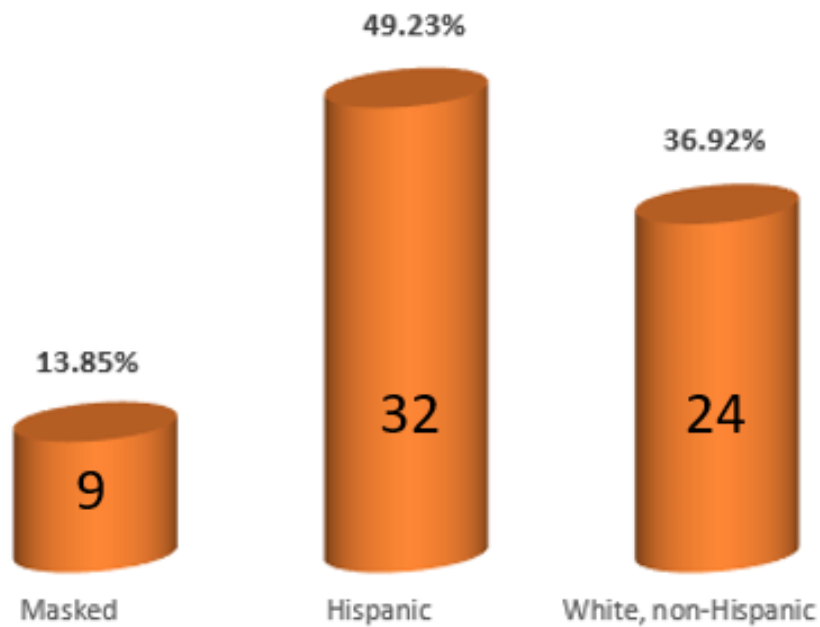


Philosophy Program Students 2017-2018

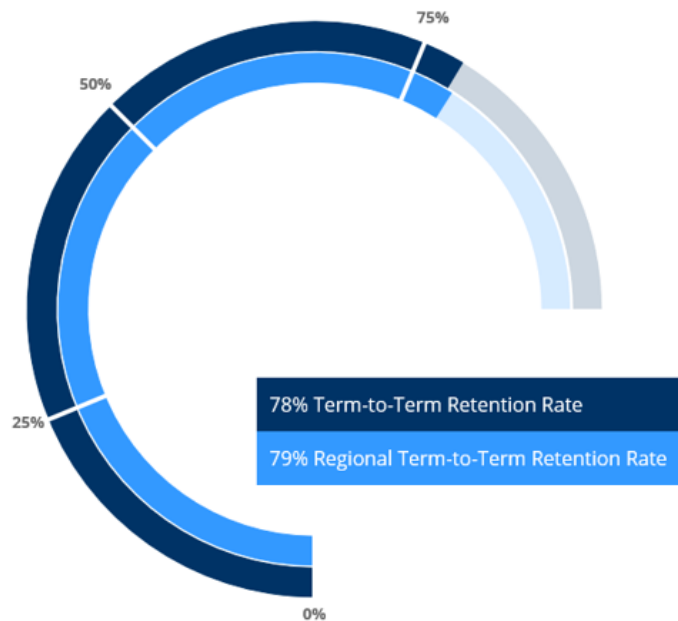


Definition: Students who declared MJC Philosophy programs during the 2017-2018 year.
Colleague Student Demographic, 2017-18

Philosophy Program: Student Ethnicity



Definition: Demographic breakdown of student Philosophy program majors, 2017-18
Data is "masked" when there are fewer than 10 individuals from a single population
Colleague Student Demographic, 2017-18



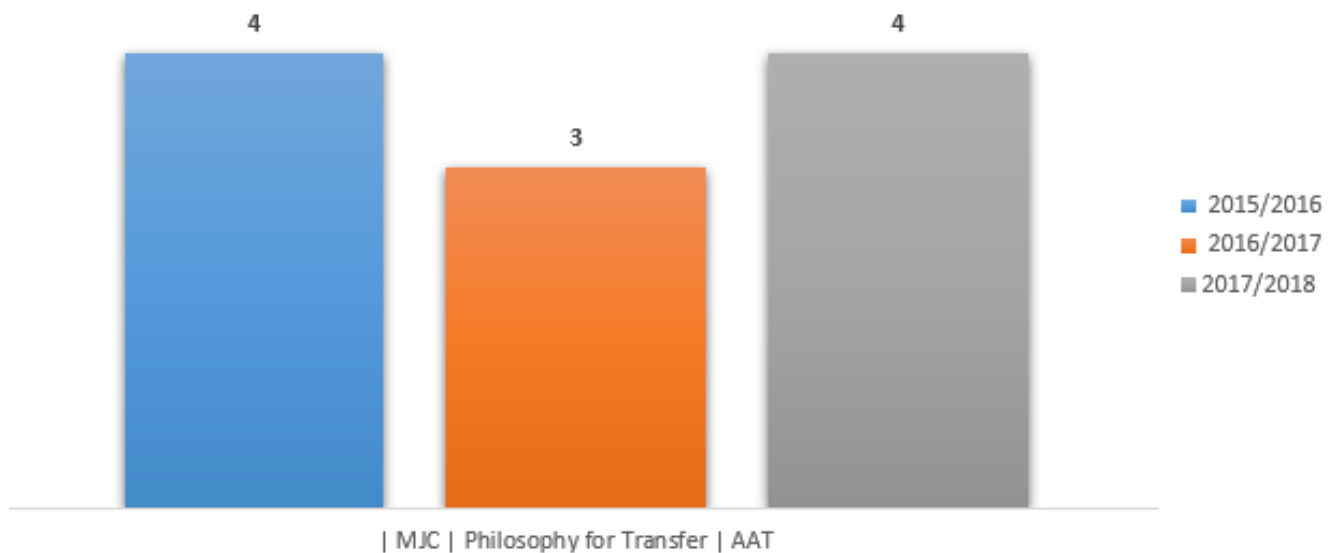
Definition: Among students, the proportion retained from fall census to spring census at college in the selected year.

Does not include graduates or transfer students

LaunchBoard Pipeline: Milestones 2016-17

<https://www.calpassplus.org/LaunchBoard/Community-College-Pipeline.aspx>

Philosophy Program Student Award Trend

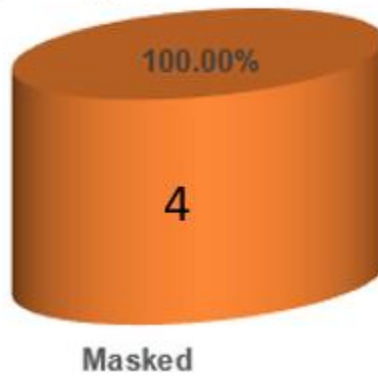


Definition: Three-year award trend data (degree or certificate)

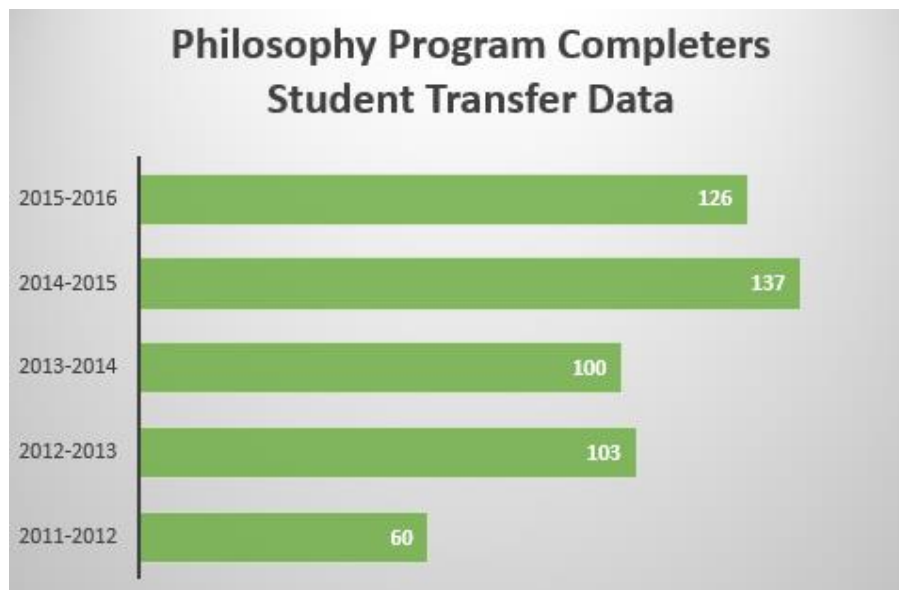
Awards are duplicated, meaning there are students in this number who may have earned more than one award.

Colleague Graduation Report, 2015-2018

Philosophy Program Completers: Ethnicity



Definition: 2017-18 completion data, by ethnicity
Colleague Graduation Report and Student Demographic, 2017-18



Definition: Students who took non-introductory courses
or completed an OFADM award who subsequently enrolled
for the first time in a four-year institution the following year
LaunchBoard Pipeline: Success

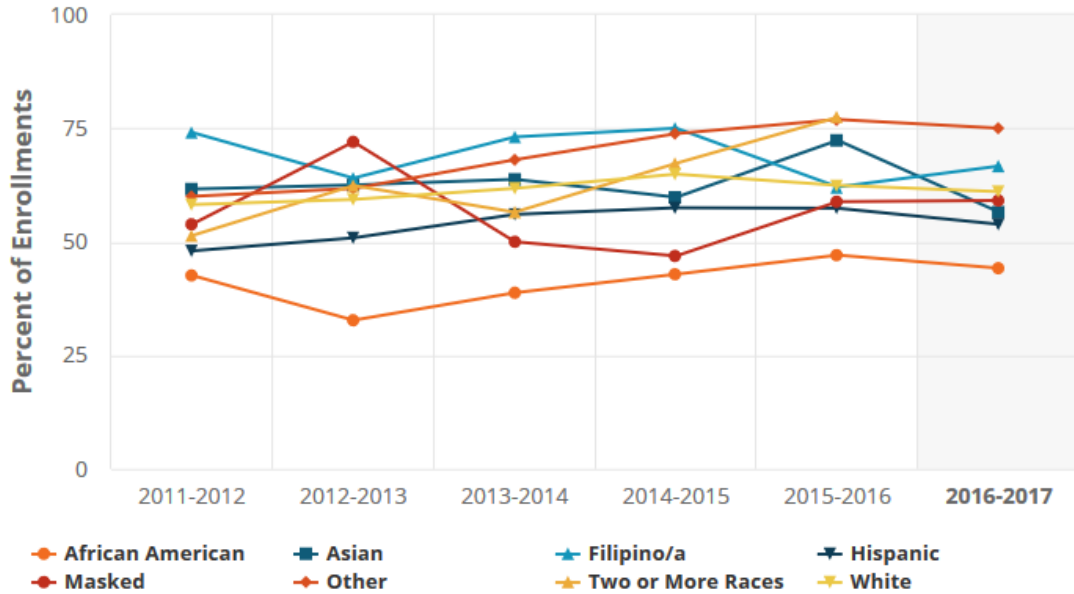
<https://www.calpassplus.org/LaunchBoard/Community-College-Pipeline.aspx>

Living Wage and Earnings Data not available

For General Ed, your course success rates are being included for your review.

Percentage of enrollments in for-credit courses where students earned a passing or satisfactory grade

● Modesto Junior College, Philosophy (1509), All Credit, 2016-2017



Source: Chancellor's Office Management Information System

Race/Ethnicity

African American	44%	19 / 43
American Indian/Alaska Native*	-	-
Asian	57%	52 / 92
Filipino/a	67%	18 / 27
Hispanic	54%	483 / 897
Masked	59%	26 / 44
Other	75%	12 / 16
Pacific Islander*	-	-
Two or More Races*	-	-
White	61%	415 / 680

*There were fewer than ten students, so this metric has been suppressed.

LaunchBoard Pipeline: Milestones

<https://www.calpassplus.org/LaunchBoard/Community-College-Pipeline.aspx>