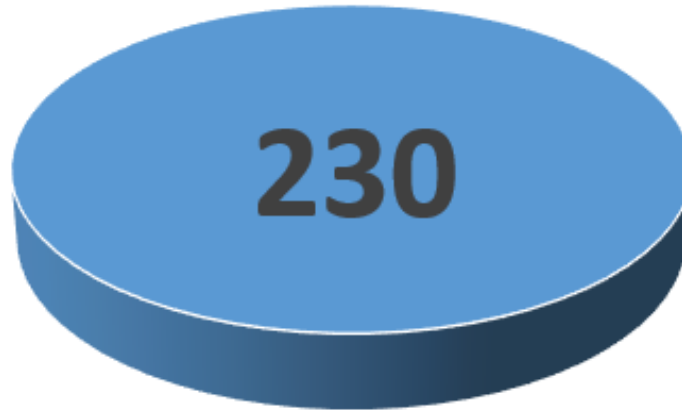
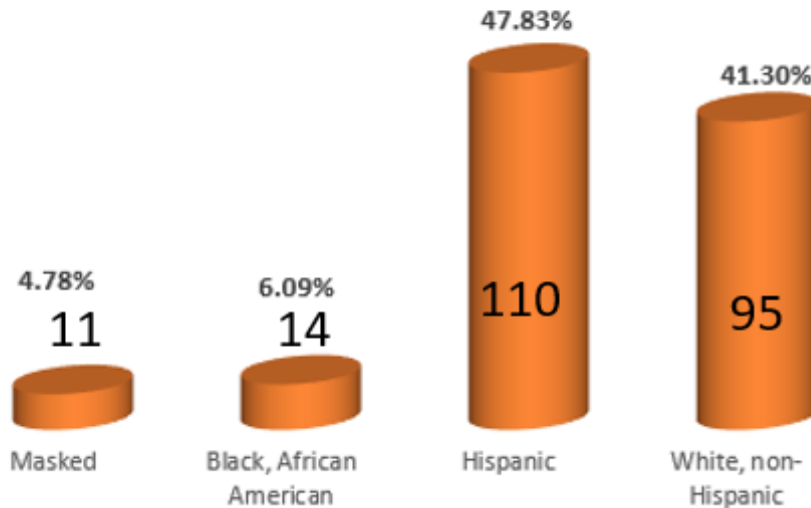


# Office Administration Program Students 2017-2018

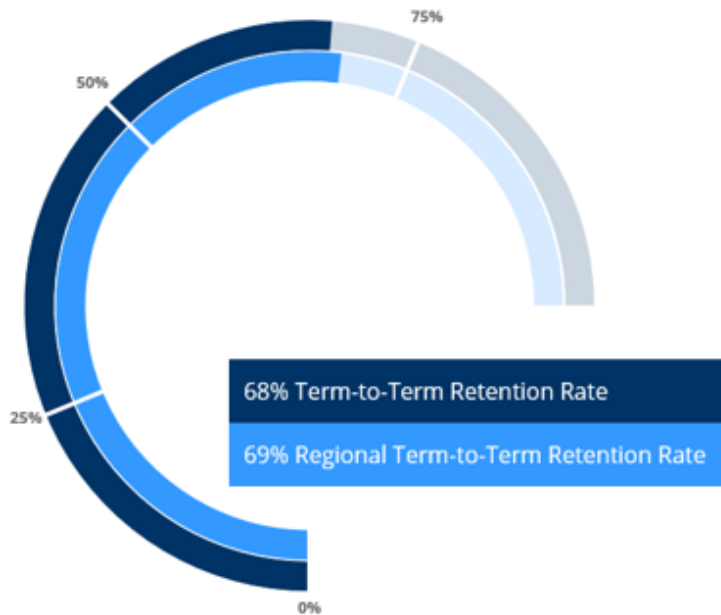


Definition: Students who declared MJC OFADM programs during the 2017-2018 year.  
Colleague Student Demographic, 2017-18

## Office Administration Program: Student Ethnicity



Definition: Demographic breakdown of student OFADM program majors, 2017-18  
Data is "masked" when there are fewer than 10 individuals from a single population  
Colleague Student Demographic, 2017-18



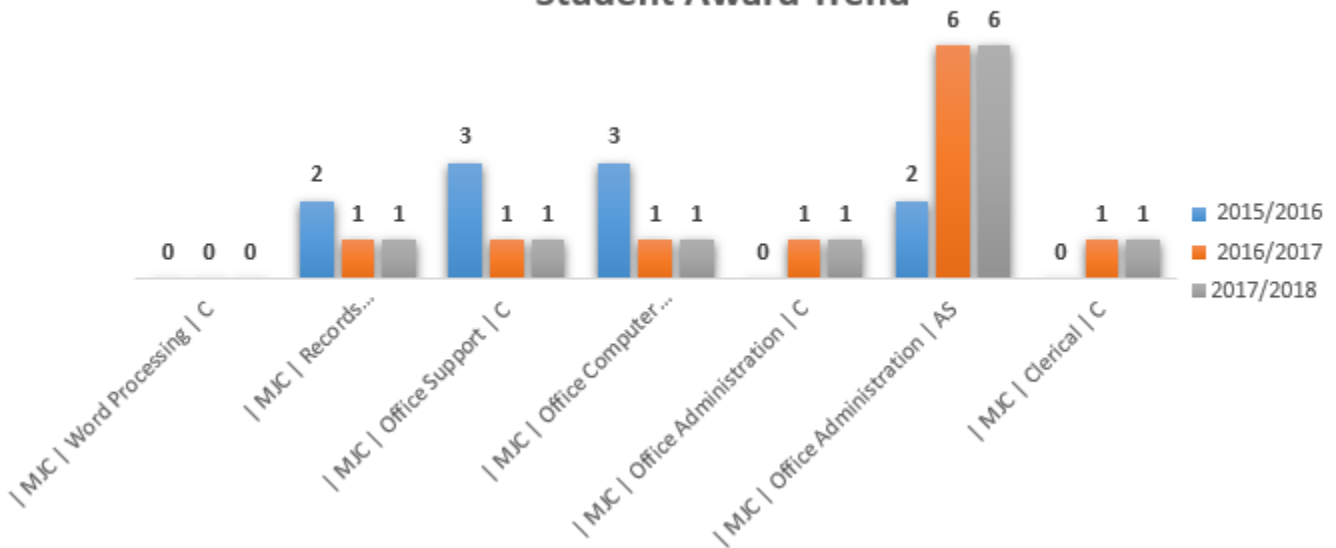
Definition: Among students, the proportion retained from fall census to spring census at college in the selected year.

Does not include graduates or transfer students

LaunchBoard Pipeline: Milestones 2016-17

<https://www.calpassplus.org/LaunchBoard/Community-College-Pipeline.aspx>

### Office Administration Program Student Award Trend



Definition: Three-year award trend data (degree or certificate)

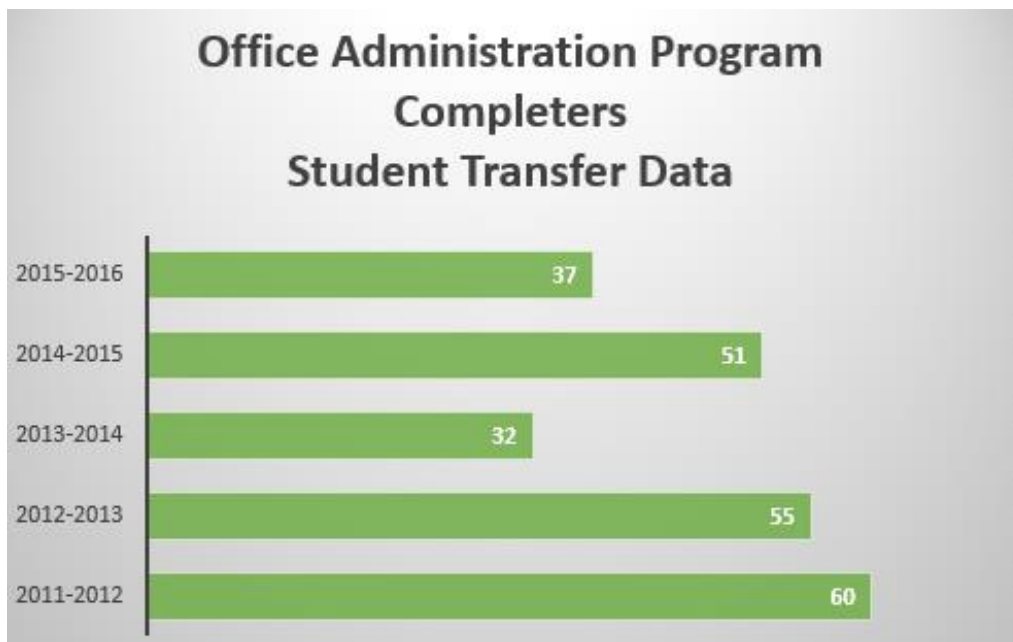
Awards are duplicated, meaning there are students in this number who may have earned more than one award.

Colleague Graduation Report, 2015-2018

## Office Administration Program Completers: Ethnicity



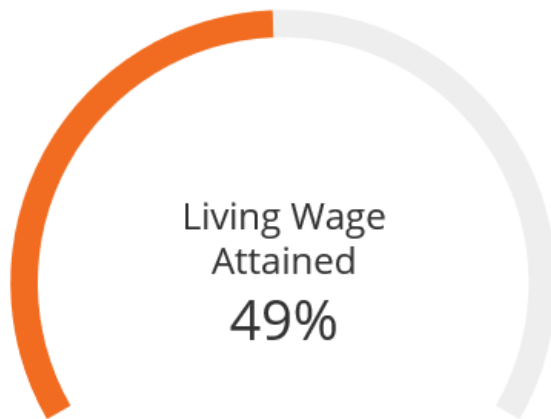
Definition: 2017-18 completion data, by ethnicity  
Colleague Graduation Report and Student Demographic, 2017-18



Definition: Students who took non-introductory courses  
or completed an OFADM award who subsequently enrolled  
for the first time in a four-year institution the following year

LaunchBoard Pipeline: Success

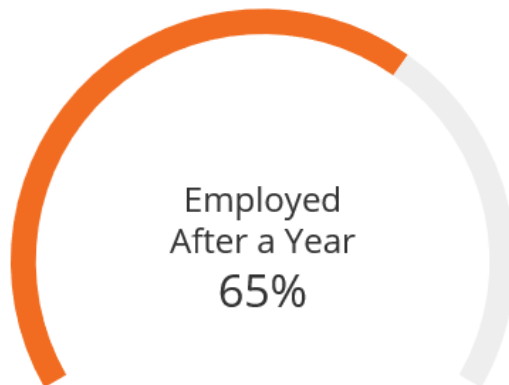
<https://www.calpassplus.org/LaunchBoard/Community-College-Pipeline.aspx>



Definition: Among all students who were enrolled at MJC and then exited the college, the proportion who attained the county living wage for a single adult in the immediate following year. Does not include students who transferred. The living wage in Stanislaus County is \$12.12/hour.

LaunchBoard Pipeline: Earnings 2015-16

<https://www.calpassplus.org/LaunchBoard/Community-College-Pipeline.aspx>



Definition: Among all exiters, the percentage who were employed a year after exiting post-secondary education.

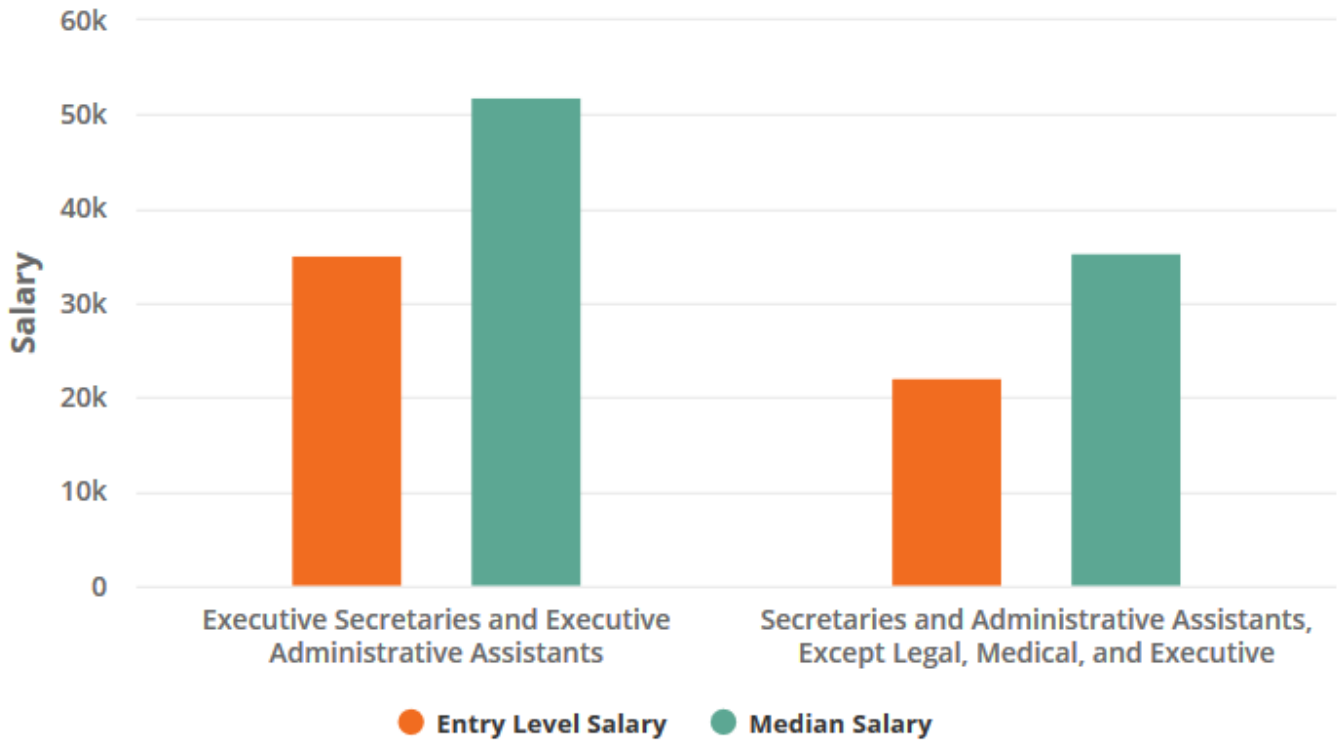
LaunchBoard Pipeline: Employment 2015-16

<https://www.calpassplus.org/LaunchBoard/Community-College-Pipeline.aspx>

# Median Regional Annual Salary

The entry level and median annual salaries of people employed in occupations associated with the selected TOP code in the college's Doing What Matters region

● Modesto Junior College, Office Technology/Office Computer Applications (0514), 2016-2017



## On-The-Job Training, No College Required

	Entry Level Salary	Median Salary
Executive Secretaries and Executive Administrative Assistants	\$35,152	\$51,896
Secretaries and Administrative Assistants, Except Legal, Medical, and Executive	\$22,173	\$35,464