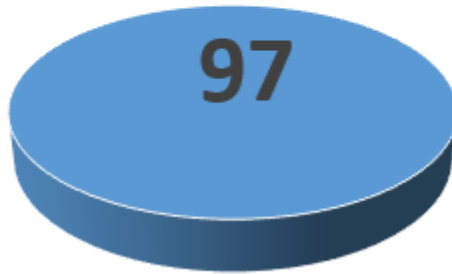
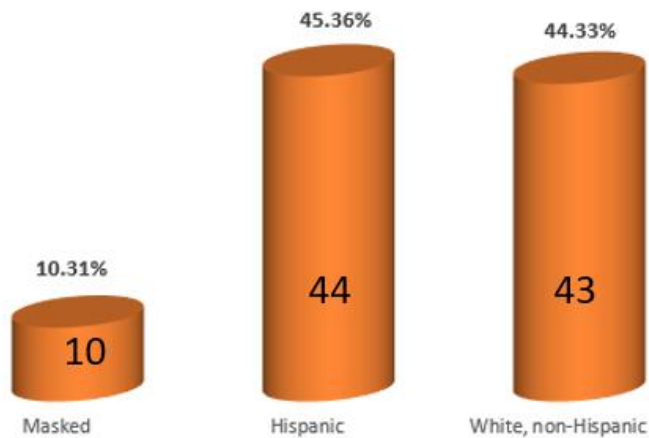


# Machine Tool Technology Program Students 2017-2018

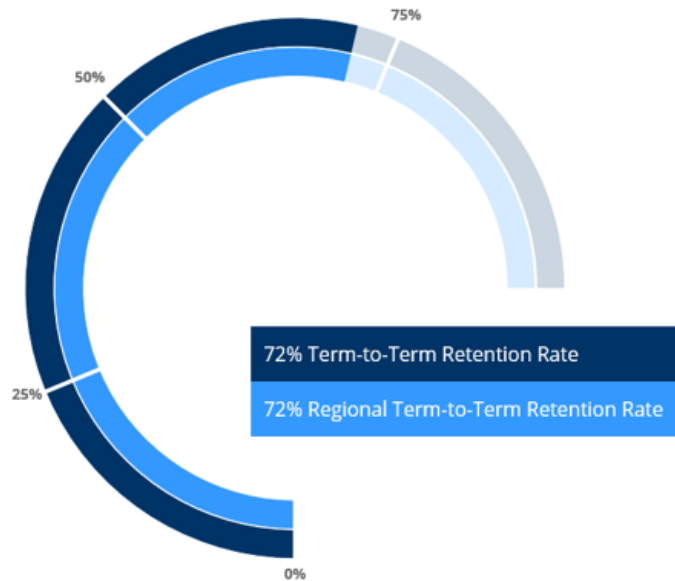


Definition: Students who declared MJC Machine Tool Technology program during the 2017-2018 year.  
Colleague Student Demographic, 2017-18

## Machine Tool Technology Program: Student Ethnicity



Definition: Demographic breakdown of student Machine Tool Technology program majors, 2017-18  
Data is "masked" when there are fewer than 10 individuals from a single population  
Colleague Student Demographic, 2017-18



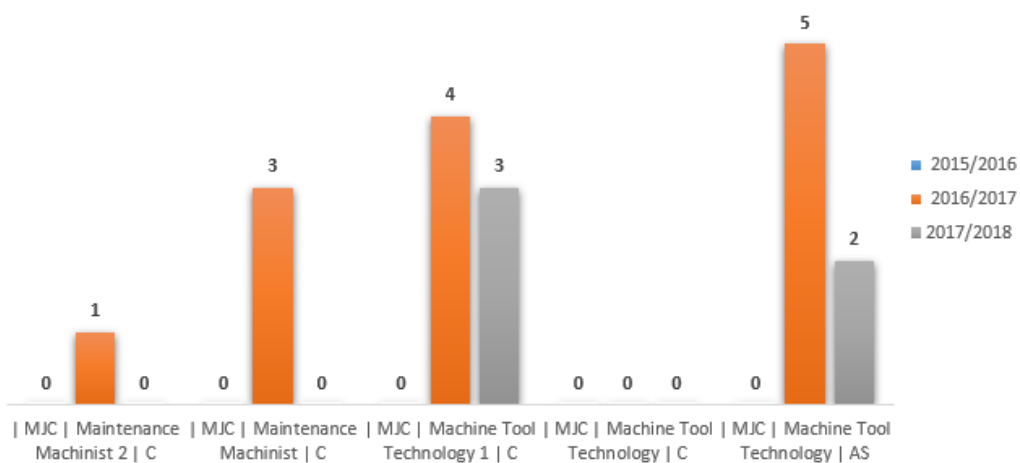
Definition: Among students, the proportion retained from fall census to spring census at college in the selected year.

Does not include graduates or transfer students

LaunchBoard Pipeline: Milestones 2016-17

<https://www.calpassplus.org/LaunchBoard/Community-College-Pipeline.aspx>

### Machine Tool Technology Program Student Award Trend

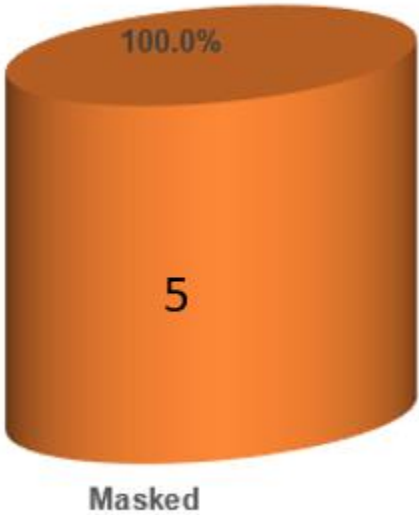


Definition: Three-year award trend data (degree or certificate)

Awards are duplicated, meaning there are students in this number who may have earned more than one award.

Colleague Graduation Report, 2015-2018

Machine Tool Technology Program  
Completers: Ethnicity



Definition: 2017-18 completion data, by ethnicity  
Colleague Graduation Report and Student Demographic, 2017-18

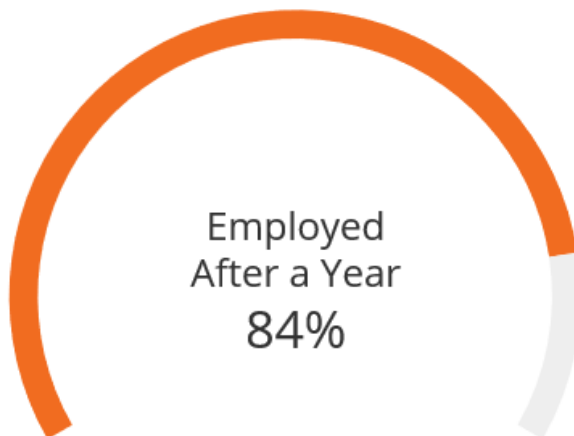
No transfer data available



Definition: Among all students who were enrolled at MJC and then exited the college, the proportion who attained the county living wage for a single adult in the immediate following year. Does not include students who transferred. The living wage in Stanislaus County is \$12.12/hour.

LaunchBoard Pipeline: Earnings 2015-16

<https://www.calpassplus.org/LaunchBoard/Community-College-Pipeline.aspx>



Definition: Among all exiters, the percentage who were employed a year after exiting post-secondary education.

LaunchBoard Pipeline: Employment 2015-16

<https://www.calpassplus.org/LaunchBoard/Community-College-Pipeline.aspx>

# Median Regional Annual Salary

The entry level and median annual salaries of people employed in occupations associated with the selected TOP code in the college's Doing What Matters region

● Modesto Junior College, Machining and Machine Tools (095630), 2015-2016



LaunchBoard Pipeline: Earnings

<https://www.calpassplus.org/LaunchBoard/Community-College-Pipeline.aspx>

Cont'd

## On-The-Job Training, No College Required



	Entry Level Salary	Median Salary
Computer-Controlled Machine Tool Operators, Metal and Plastic	\$23,899	\$40,227
Forging Machine Setters, Operators, and Tenders, Metal and Plastic	\$23,546	\$35,152
Rolling Machine Setters, Operators, and Tenders, Metal and Plastic	\$24,336	\$36,150
Cutting, Punching, and Press Machine Setters, Operators, and Tenders, Metal and Plastic	\$24,128	\$37,419
Drilling and Boring Machine Tool Setters, Operators, and Tenders, Metal and Plastic	\$24,835	\$34,403
Grinding, Lapping, Polishing, and Buffing Machine Tool Setters, Operators, and Tenders, Metal and Plastic	\$21,694	\$28,662

LaunchBoard Pipeline: Earnings

<https://www.calpassplus.org/LaunchBoard/Community-College-Pipeline.aspx>

Cont'd

Lathe and Turning Machine Tool Setters, Operators, and Tenders, Metal and Plastic	\$27,664	\$39,083
Milling and Planing Machine Setters, Operators, and Tenders, Metal and Plastic	\$22,381	\$37,731
Machinists	\$24,856	\$39,208
Multiple Machine Tool Setters, Operators, and Tenders, Metal and Plastic	\$25,834	\$38,459
Heat Treating Equipment Setters, Operators, and Tenders, Metal and Plastic	\$22,630	\$34,902
Layout Workers, Metal and Plastic	\$25,210	\$42,078
Metal Workers and Plastic Workers, All Other	\$21,466	\$33,800

LaunchBoard Pipeline: Earnings  
<https://www.calpassplus.org/LaunchBoard/Community-College-Pipeline.aspx>