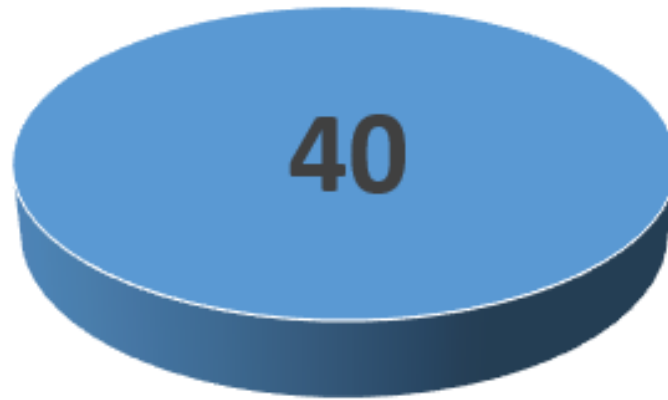
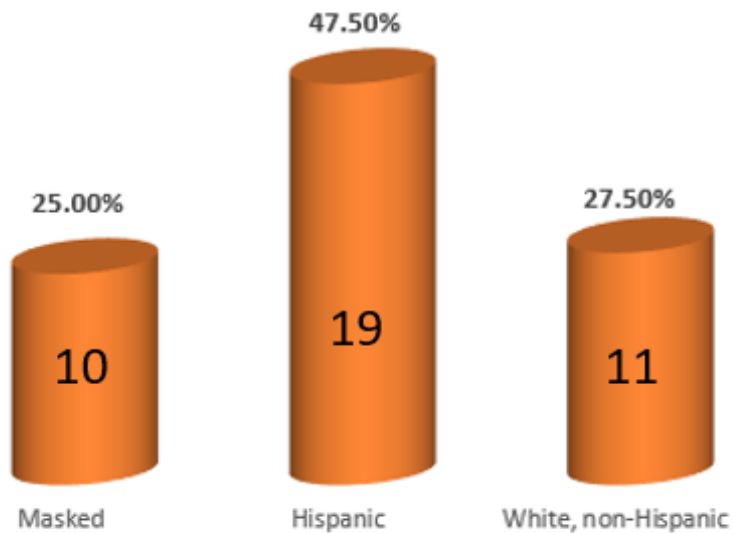


## Logistics Program Students 2017-2018



Definition: Students who declared MJC Logistics program during the 2017-2018 year.  
Data pulled from Colleague Student Demographic, 2017-18

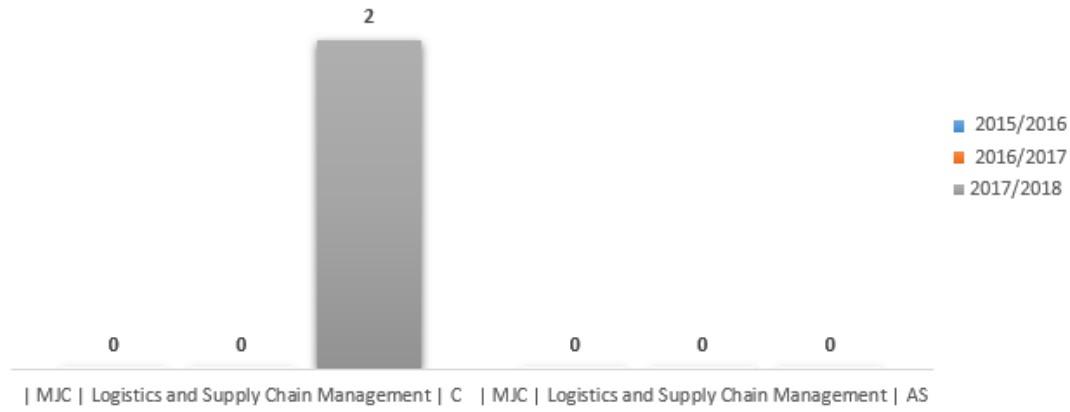
### Logistics Program: Student Ethnicity



Definition: Demographic breakdown of student Logistics program majors, 2017-18  
Data is "masked" when there are fewer than 10 individuals from a single population  
Colleague Student Demographic, 2017-18

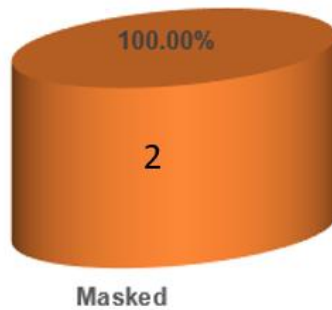
Retention data not available

### Logistics Program Student Award Trend



Definition: Three-year award trend data (degree or certificate)  
 Awards are duplicated, meaning there are students in this number who may have earned more than one award.  
 Colleague Graduation Report, 2015-2018

### Logistics Program Completers: Ethnicity



Definition: 2017-18 completion data, by ethnicity  
 Data pulled from Colleague Graduation Report and Student Demographic, 2017-18

Transfer data not available

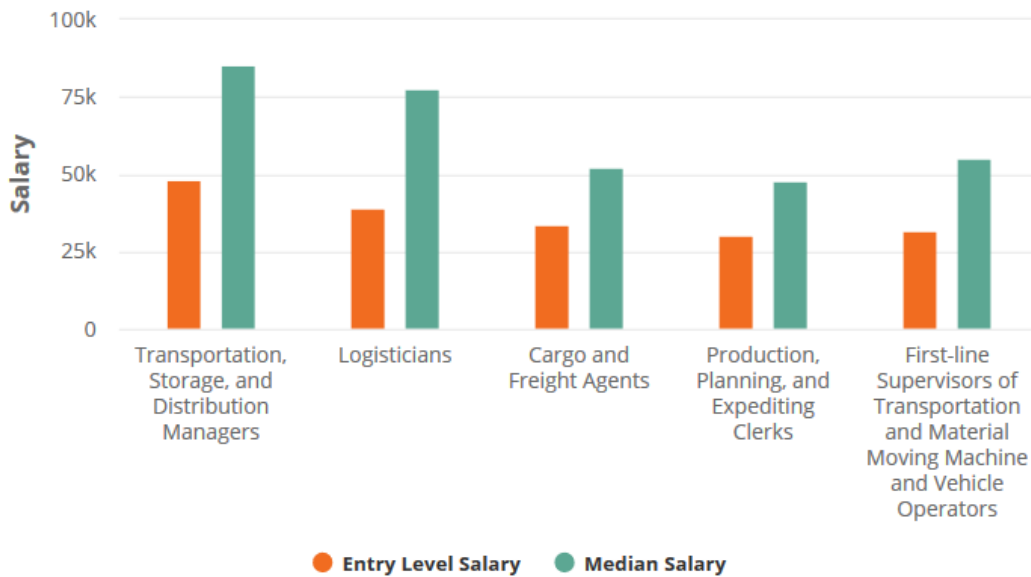
Living wage attained: Data not available

Employed after a year: Data not available

## Median Regional Annual Salary

The entry level and median annual salaries of people employed in occupations associated with the selected TOP code in the college's Doing What Matters region

● Modesto Junior College, Logistics and Materials Transportation (0510), 2016-2017



### On-The-Job Training, No College Required

	Entry Level Salary	Median Salary
Transportation, Storage, and Distribution Managers	\$48,506	\$85,509
Cargo and Freight Agents	\$33,696	\$52,250
Production, Planning, and Expediting Clerks	\$30,347	\$47,778
First-line Supervisors of Transportation and Material Moving Machine and Vehicle Operators	\$31,803	\$55,245

### Requires a Bachelors Degree or Higher

	Entry Level Salary	Median Salary
Logisticians	\$39,083	\$77,584

