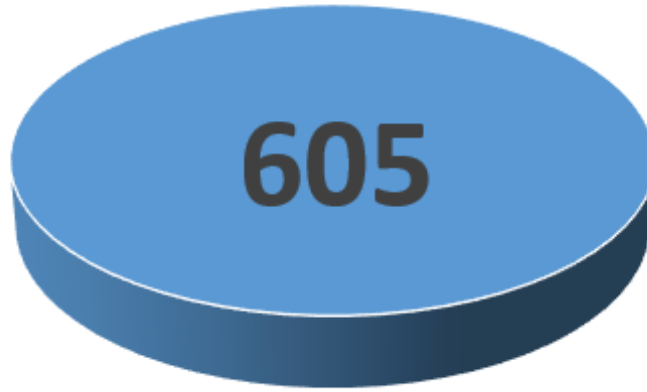
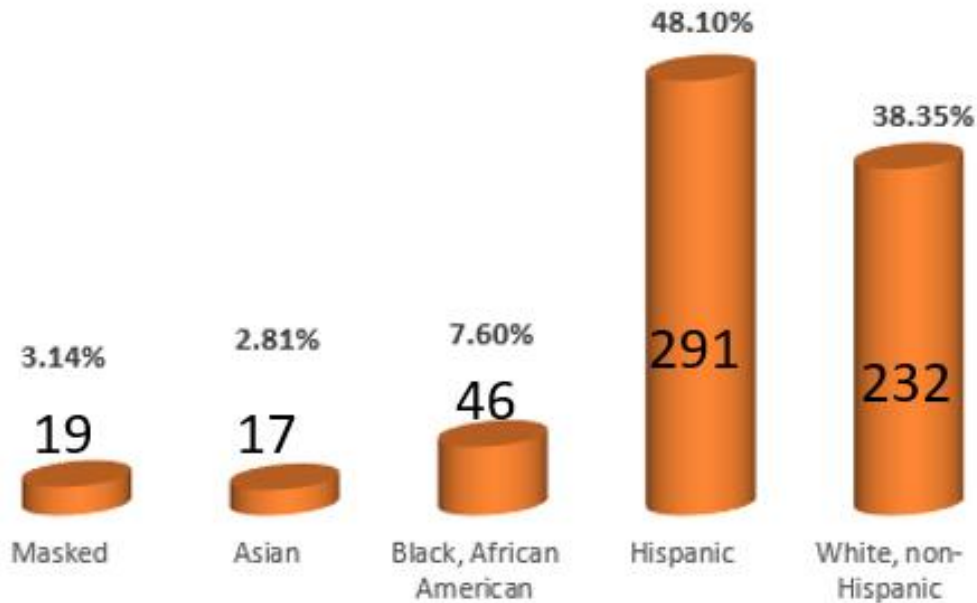


Human Services Program Students 2017-2018

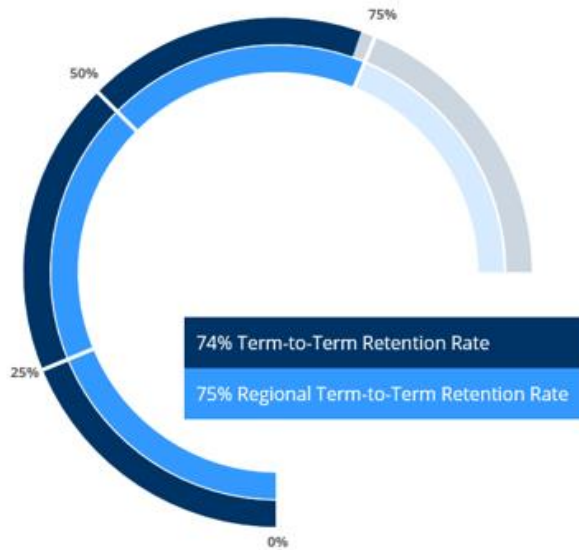


Definition: Students who declared MJC HUMSR programs during the 2017-2018 year.
Colleague Student Demographic, 2017-18

Human Services Program: Student Ethnicity



Definition: Demographic breakdown of student HUMSR program majors, 2017-18
Data is "masked" when there are fewer than 10 individuals from a single population
Colleague Student Demographic, 2017-18



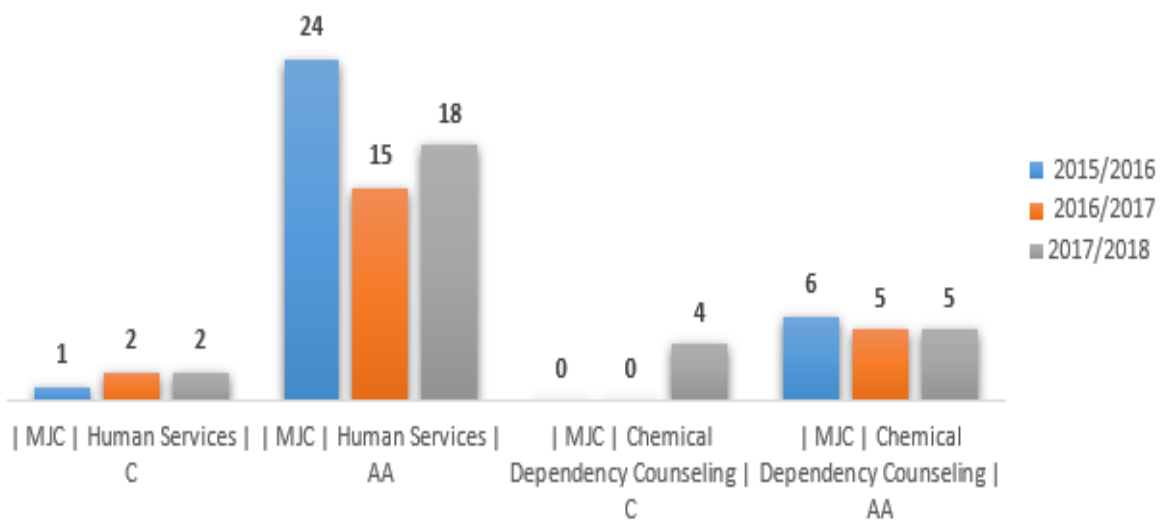
Definition: Among students, the proportion retained from fall census to spring census at college in the selected year.

Does not include graduates or transfer students

LaunchBoard Pipeline: Milestones 2016-17

<https://www.calpassplus.org/LaunchBoard/Community-College-Pipeline.aspx>

Human Services Program Student Award Trend

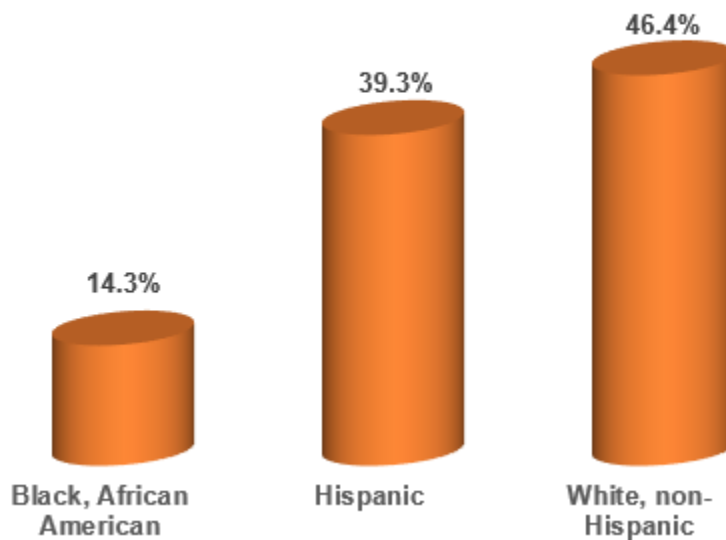


Definition: Three-year award trend data (degree or certificate)

Awards are duplicated, meaning there are students in this number who may have earned more than one award.

Colleague Graduation Report, 2015-2018

Human Services Program Completers: Ethnicity



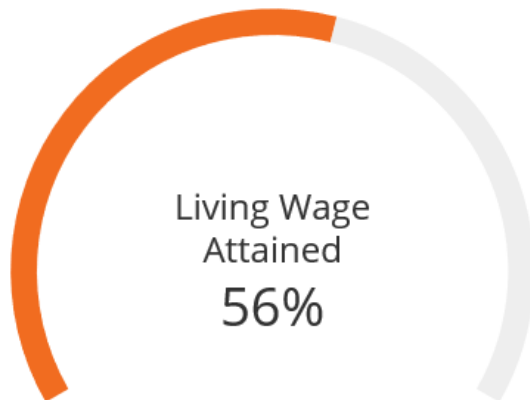
Definition: 2017-18 completion data, by ethnicity
Colleague Graduation Report and Student Demographic, 2017-18

Human Services Program Completers Student Transfer Data



Definition: Students who took non-introductory courses
or completed an HUMSR award who subsequently enrolled
for the first time in a four-year institution the following year
LaunchBoard Pipeline: Success

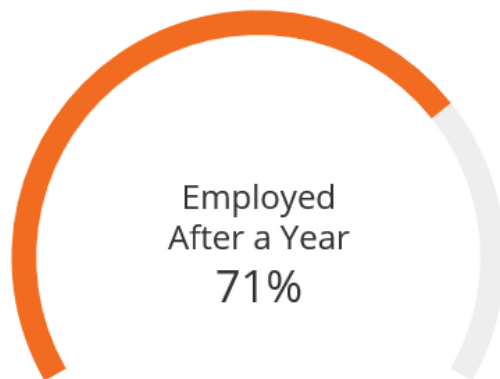
<https://www.calpassplus.org/LaunchBoard/Community-College-Pipeline.aspx>



Definition: Among all students who were enrolled at MJC and then exited the college, the proportion who attained the county living wage for a single adult in the immediate following year. Does not include students who transferred. The living wage in Stanislaus County is \$12.12/hour.

LaunchBoard Pipeline: Earnings 2015-16

<https://www.calpassplus.org/LaunchBoard/Community-College-Pipeline.aspx>



Definition: Among all exiters, the percentage who were employed a year after exiting post-secondary education.

LaunchBoard Pipeline: Employment 2015-16

<https://www.calpassplus.org/LaunchBoard/Community-College-Pipeline.aspx>

Median Regional Annual Salary

The entry level and median annual salaries of people employed in occupations associated with the selected TOP code in the college's Doing What Matters region

● Modesto Junior College, Human Services (2104), 2016-2017



On-The-Job Training, No College Required

	Entry Level Salary	Median Salary
Social and Human Service Assistants	\$23,504	\$37,024

Requires a Bachelors Degree or Higher

	Entry Level Salary	Median Salary
Community and Social Service Specialists, All Other	\$24,856	\$47,902

