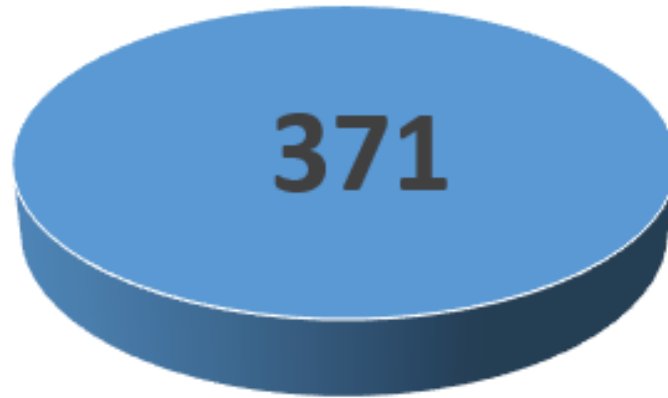
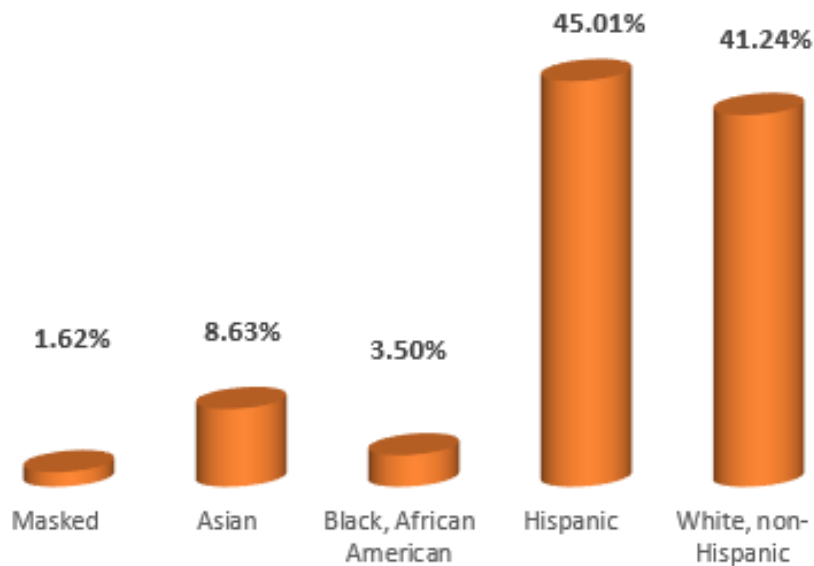


# English Program Students 2017-2018

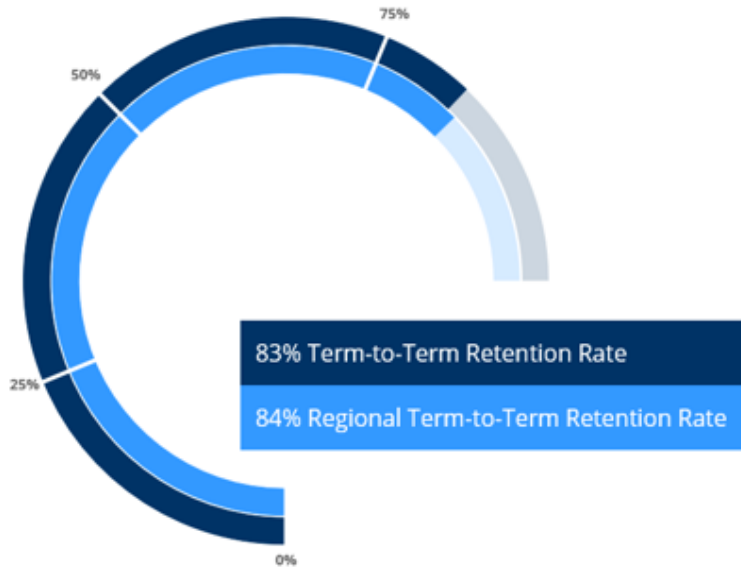


Definition: Students who declared MJC English programs during the 2017-2018 year.  
Colleague Student Demographic, 2017-18

## English Program: Student Ethnicity



Definition: Demographic breakdown of student English program majors, 2017-18  
Data is "masked" when there are fewer than 10 individuals from a single population  
Colleague Student Demographic, 2017-18



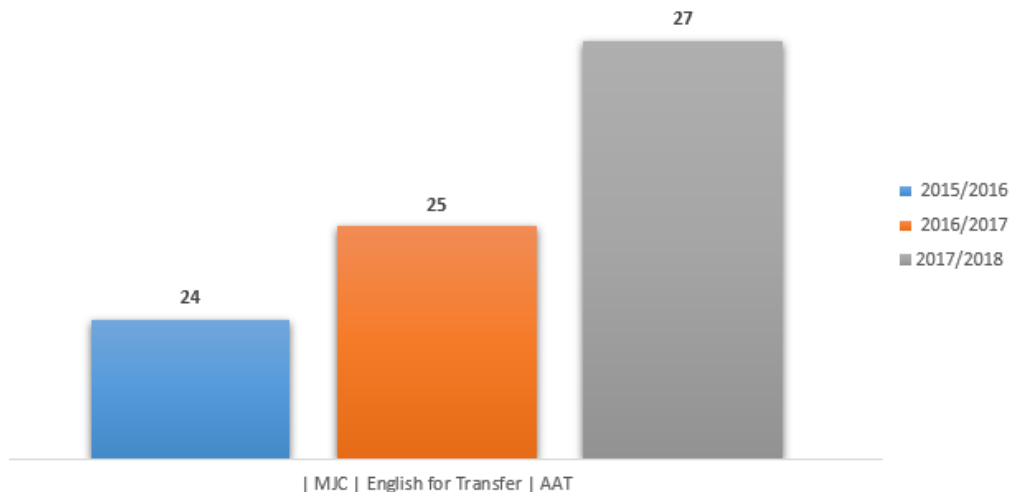
Definition: Among students, the proportion retained from fall census to spring census at college in the selected year.

Does not include graduates or transfer students

LaunchBoard Pipeline: Milestones 2016-17

<https://www.calpassplus.org/LaunchBoard/Community-College-Pipeline.aspx>

### English Program Student Award Trend

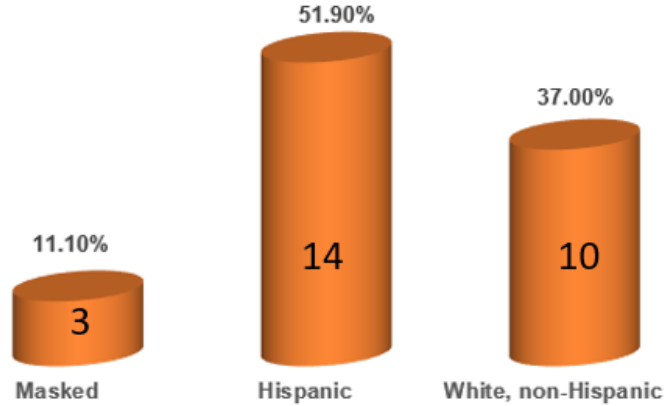


Definition: Three-year award trend data (degree or certificate)

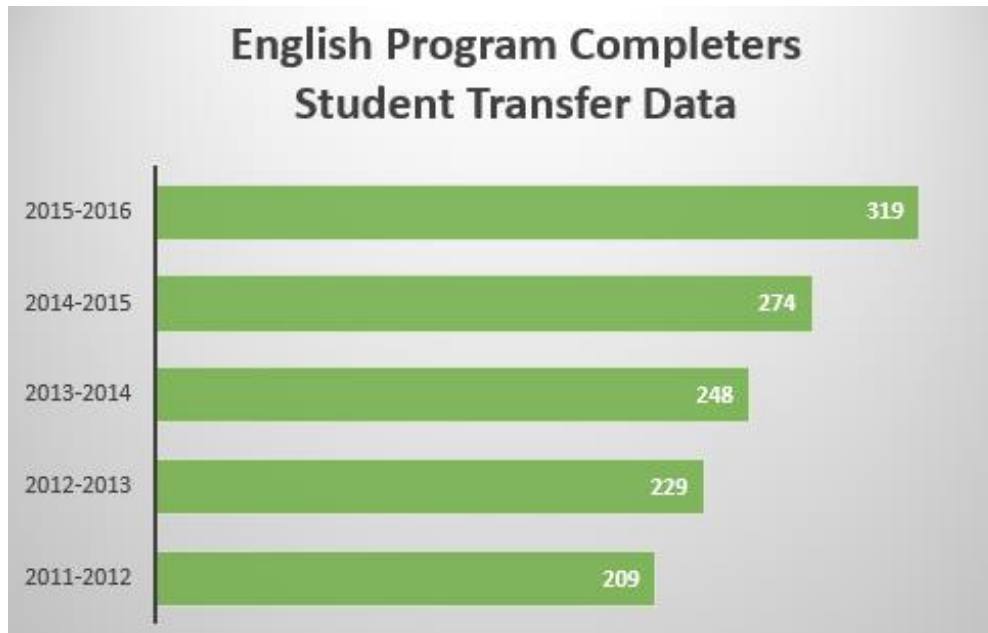
Awards are duplicated, meaning there are students in this number who may have earned more than one award.

Colleague Graduation Report, 2015-2018

### English Program Completers: Ethnicity



Definition: 2017-18 completion data, by ethnicity  
Colleague Graduation Report and Student Demographic, 2017-18



Definition: Students who took non-introductory courses  
or completed an award who subsequently enrolled  
for the first time in a four-year institution the following year  
LaunchBoard Pipeline: Success

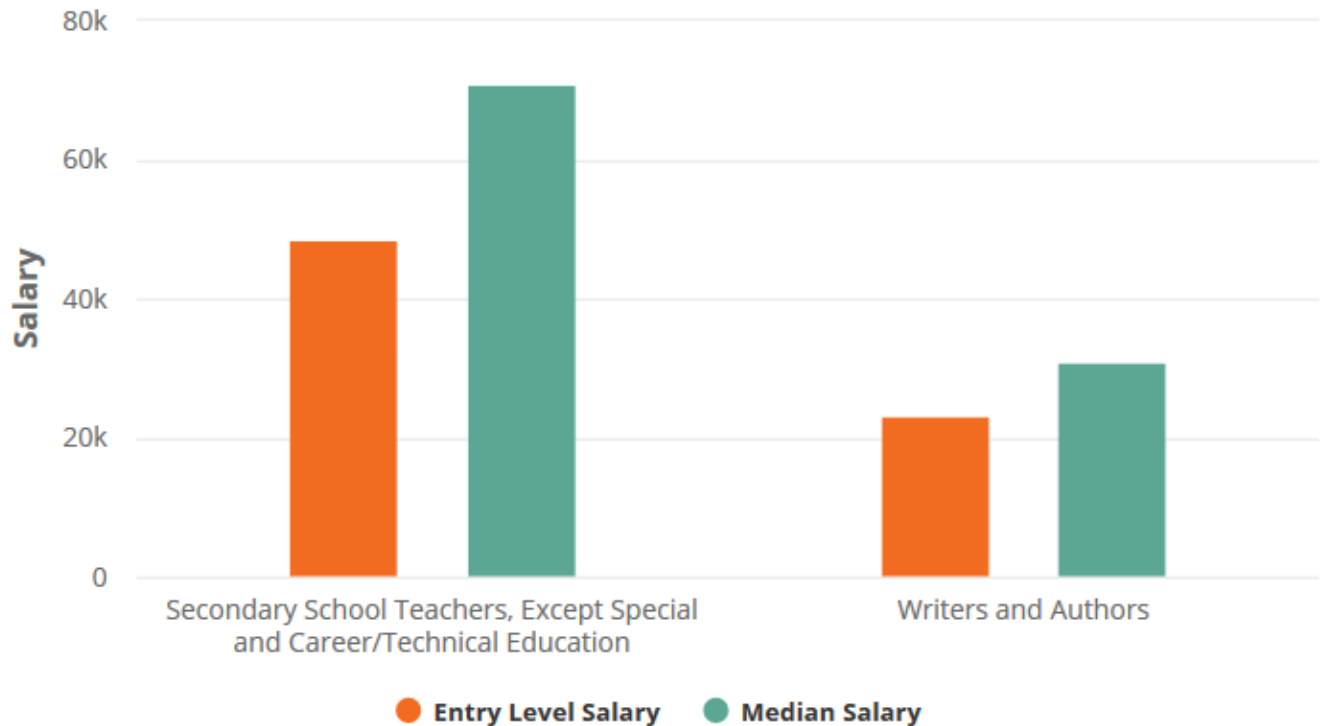
<https://www.calpassplus.org/LaunchBoard/Community-College-Pipeline.aspx>

No Living Wage or Earnings Data Available

## Median Regional Annual Salary

The entry level and median annual salaries of people employed in occupations associated with the selected TOP code in the college's Doing What Matters region

● Modesto Junior College, English (1501), 2016-2017



**Requires a Bachelors Degree or Higher**

	Entry Level Salary	Median Salary
Secondary School Teachers, Except Special and Career/Technical Education	\$48,610	\$70,949
Writers and Authors	\$23,088	\$30,950

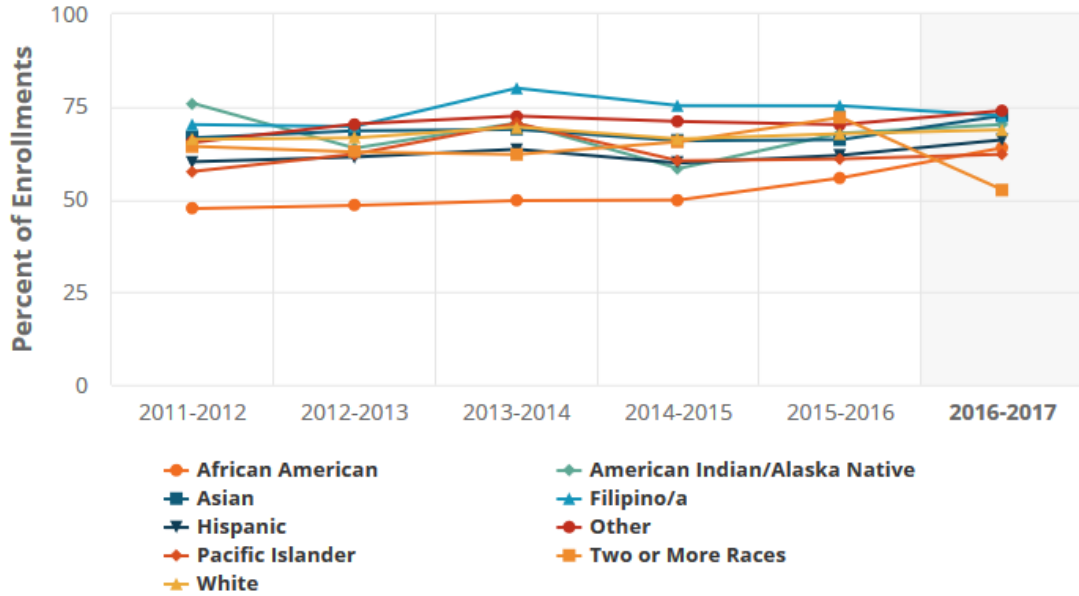
LaunchBoard Pipeline: Earnings

<https://www.calpassplus.org/LaunchBoard/Community-College-Pipeline.aspx>

For General Ed, your course success rates are being included for your review.

Percentage of enrollments in for-credit courses where students earned a passing or satisfactory grade

● Modesto Junior College, English (1501), All Credit, 2016-2017



Source: Chancellor's Office Management Information System

**Race/Ethnicity**

African American	64%	218 / 341
American Indian/Alaska Native	70%	33 / 47
Asian	73%	384 / 529
Filipino/a	73%	82 / 113
Hispanic	66%	3,587 / 5,429
Other	74%	68 / 92
Pacific Islander	62%	69 / 111
Two or More Races	53%	31 / 59
White	69%	2,314 / 3,365

