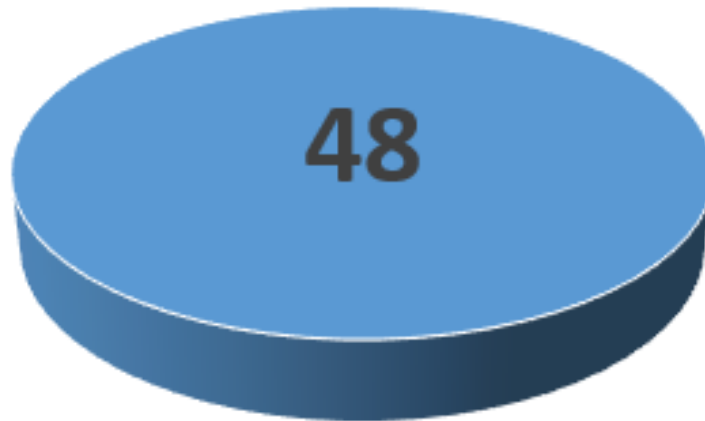
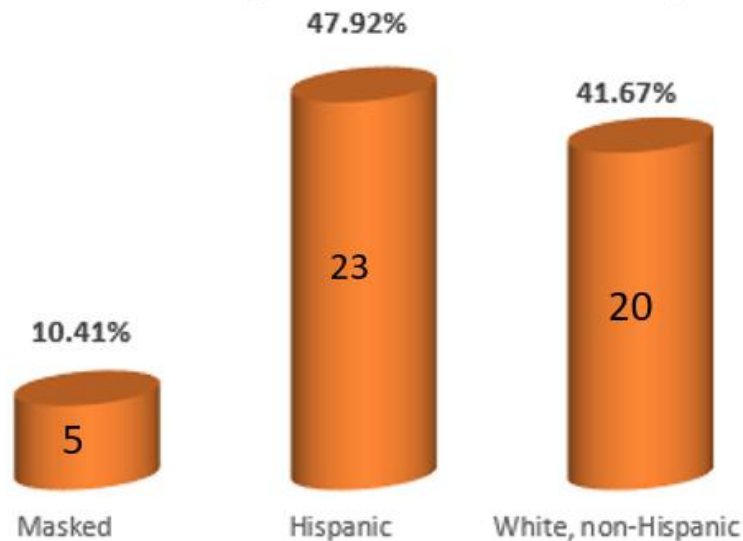


Dance Program Students 2017-2018

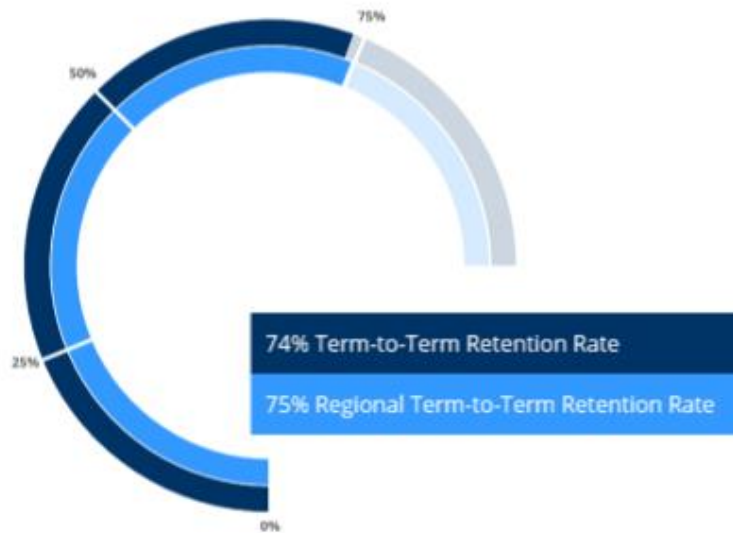


Definition: Students who declared MJC Dance programs during the 2017-2018 year.
Colleague Student Demographic, 2017-18

Dance Program: Student Ethnicity



Definition: Demographic breakdown of student Dance program majors, 2017-18
Data is "masked" when there are fewer than 10 individuals from a single population
Colleague Student Demographic, 2017-18



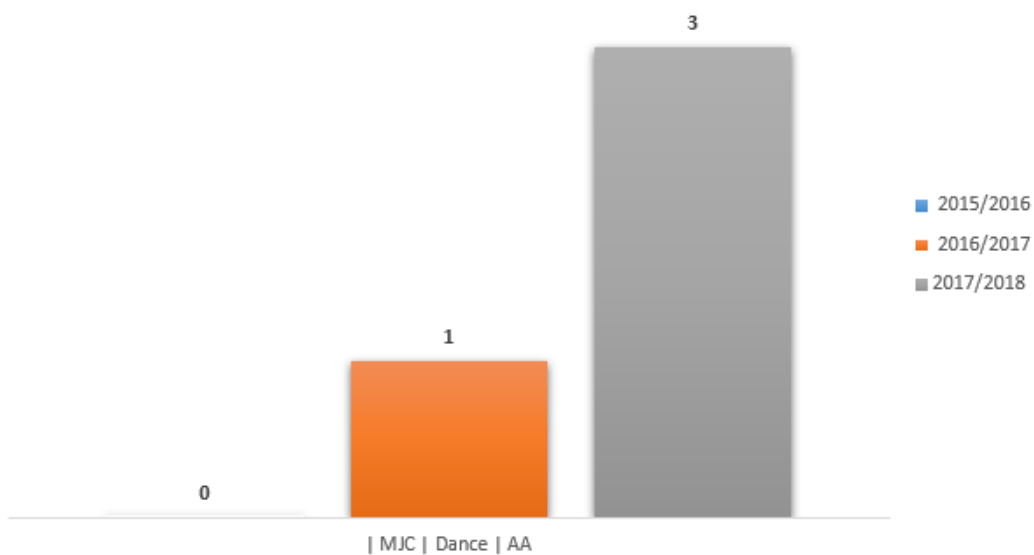
Definition: Among students, the proportion retained from fall census to spring census at college in the selected year.

Does not include graduates or transfer students

LaunchBoard Pipeline: Milestones 2016-17

<https://www.calpassplus.org/LaunchBoard/Community-College-Pipeline.aspx>

Dance Program Student Award Trend

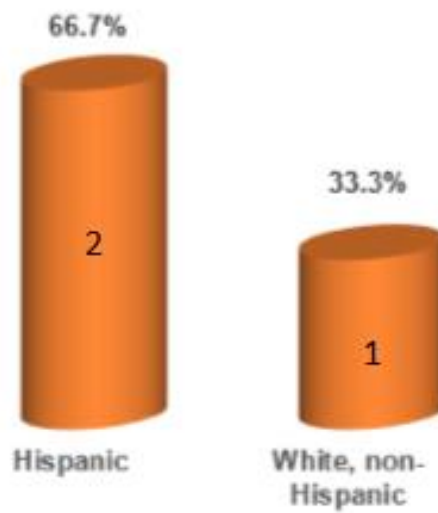


Definition: Three-year award trend data (degree or certificate)

Awards are duplicated, meaning there are students in this number who may have earned more than one award.

Colleague Graduation Report, 2015-2018

Dance Program Completers: Ethnicity



Definition: 2017-18 completion data, by ethnicity
Colleague Graduation Report and Student Demographic, 2017-18

Dance Program Completers Student Transfer Data



Definition: Students who took non-introductory courses
or completed an Dance award who subsequently enrolled
for the first time in a four-year institution the following year

Median Regional Annual Salary

The entry level and median annual salaries of people employed in occupations associated with the selected TOP code in the college's Doing What Matters region

● Modesto Junior College, Dance (1008), 2015-2016



On-The-Job Training, No College Required

	Entry Level Salary	Median Salary
Dancers	\$22,818	\$25,314
Choreographers	\$37,981	\$39,000