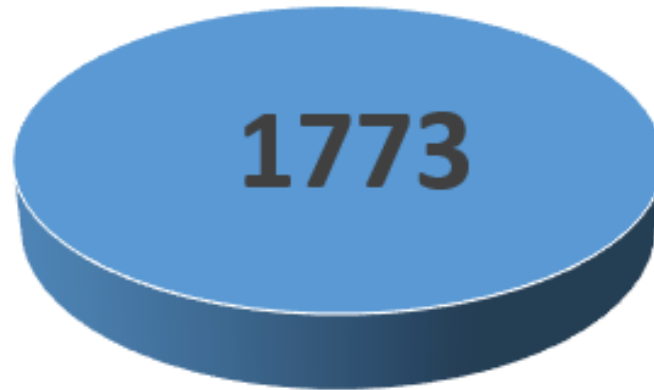
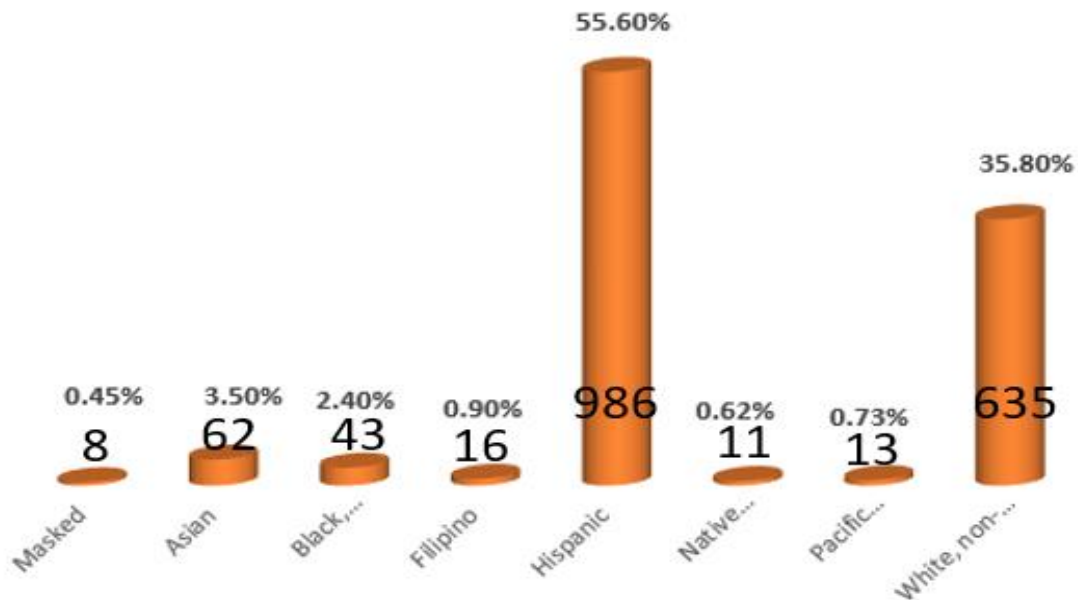


## Child Development Program Students 2017-2018

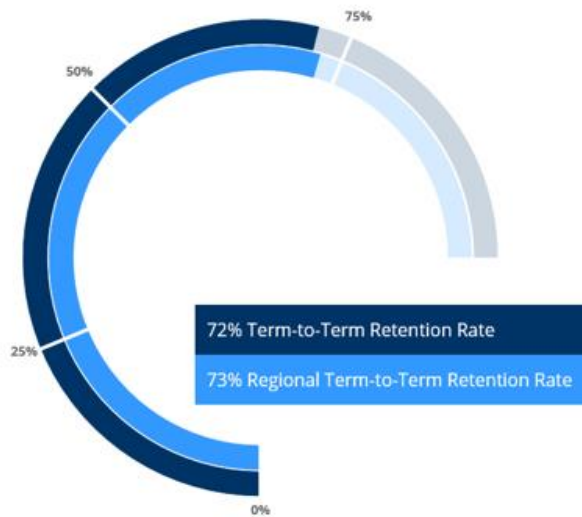


Definition: Students who declared MJC CLDDV program during the 2017-2018 year.  
Data pulled from Colleague Student Demographic, 2017-18

### Child Development Program: Student Ethnicity



Definition: Demographic breakdown of student CLDDV program majors, 2017-18  
Data is "masked" when there are fewer than 10 individuals from a single population  
Colleague Student Demographic, 2017-18



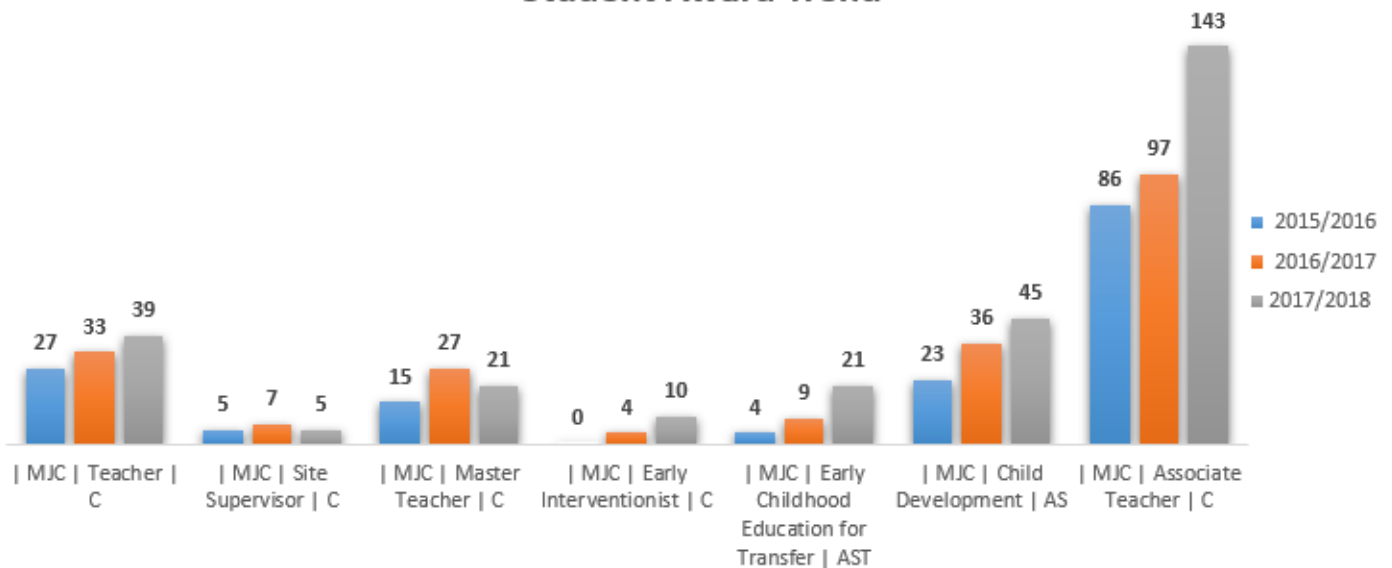
Definition: Among students, the proportion retained from fall census to spring census at college in the selected year.

Does not include graduates or transfer students

LaunchBoard Pipeline: Milestones 2016-17

<https://www.calpassplus.org/LaunchBoard/Community-College-Pipeline.aspx>

### Child Development Program Student Award Trend

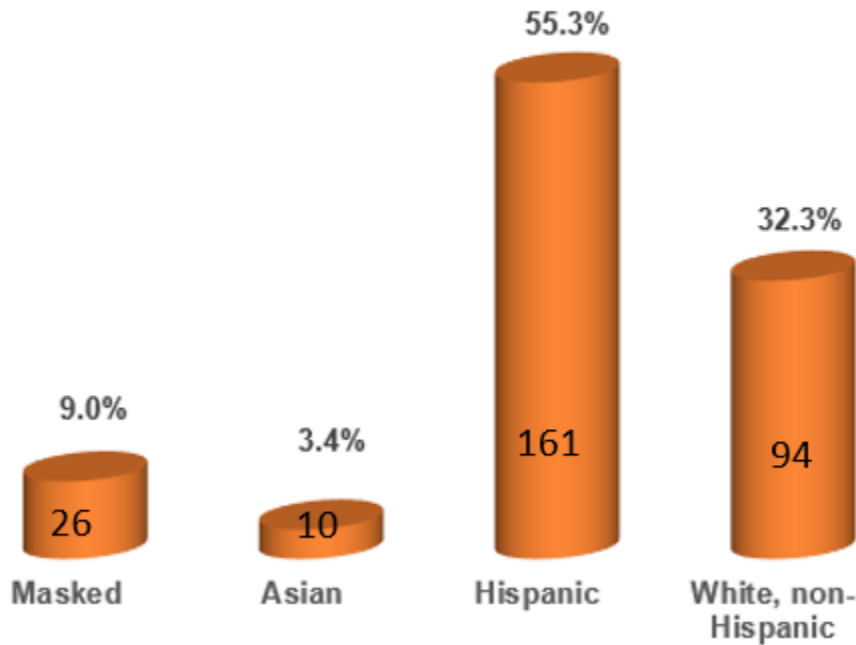


Definition: Three-year award trend data (degree or certificate)

Awards are duplicated, meaning there are students in this number who may have earned more than one award.

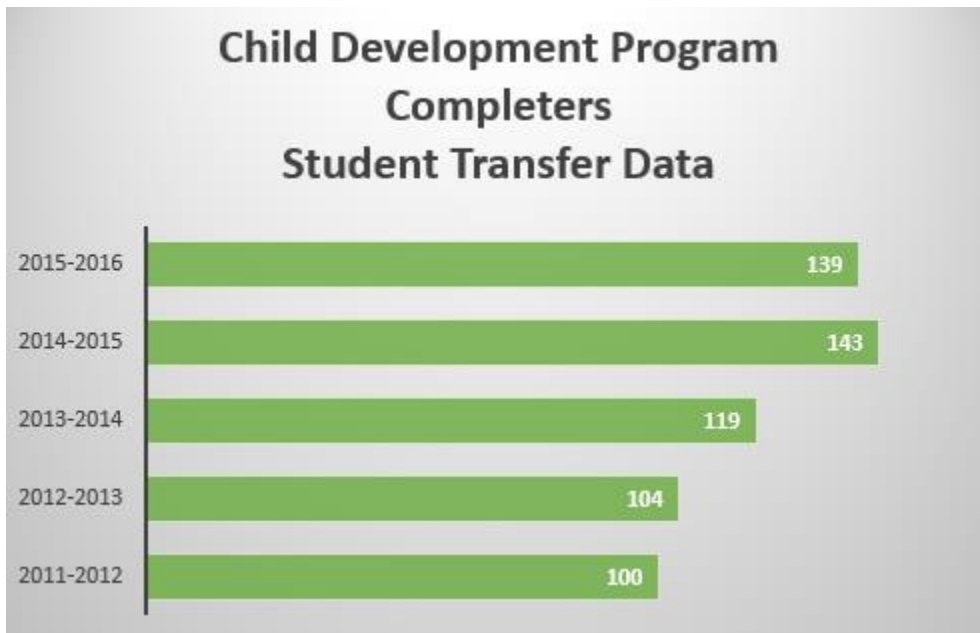
Colleague Graduation Report, 2015-2018

## Child Development Program Completers: Ethnicity



Definition: 2017-18 completion data, by ethnicity  
Data pulled from Colleague Graduation Report and Student Demographic, 2017-18

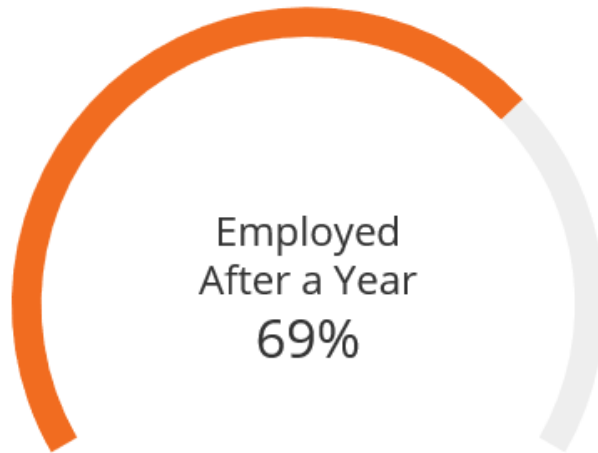
## Child Development Program Completers Student Transfer Data



Definition: Students who took non-introductory courses  
or completed a CCCCO award who subsequently enrolled  
for the first time in a four-year institution the following year

Data pulled from LaunchBoard Pipeline: Success

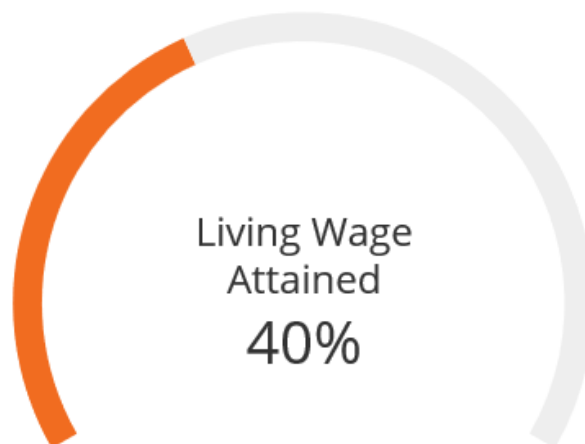
<https://www.calpassplus.org/LaunchBoard/Community-College-Pipeline.aspx>



Definition: Among all exiters, the percentage who were employed a year after exiting post-secondary education.

LaunchBoard Pipeline: Employment 2015-16

<https://www.calpassplus.org/LaunchBoard/Community-College-Pipeline.aspx>



Definition: Among all students who were enrolled at MJC and then exited the college, the proportion who attained the county living wage for a single adult in the immediate following year. Does not include students

who transferred. The living wage in Stanislaus County is \$12.12/hour.

LaunchBoard Pipeline: Earnings 2015-16

<https://www.calpassplus.org/LaunchBoard/Community-College-Pipeline.aspx>

## Median Regional Annual Salary

The entry level and median annual salaries of people employed in occupations associated with the selected TOP code in the college's Doing What Matters region

● Modesto Junior College, Child Development/Early Care and Education (1305), 2015-2016



**Requires an Associate Degree**



---

	<b>Entry Level Salary</b>	<b>Median Salary</b>
Preschool Teachers, Except Special Education	\$19,552	\$31,096

---

**On-The-Job Training, No College Required**



---

	<b>Entry Level Salary</b>	<b>Median Salary</b>
Childcare Workers	\$15,538	\$19,552

---

LaunchBoard Pipeline: Earnings  
<https://www.calpassplus.org/LaunchBoard/Community-College-Pipeline.aspx>