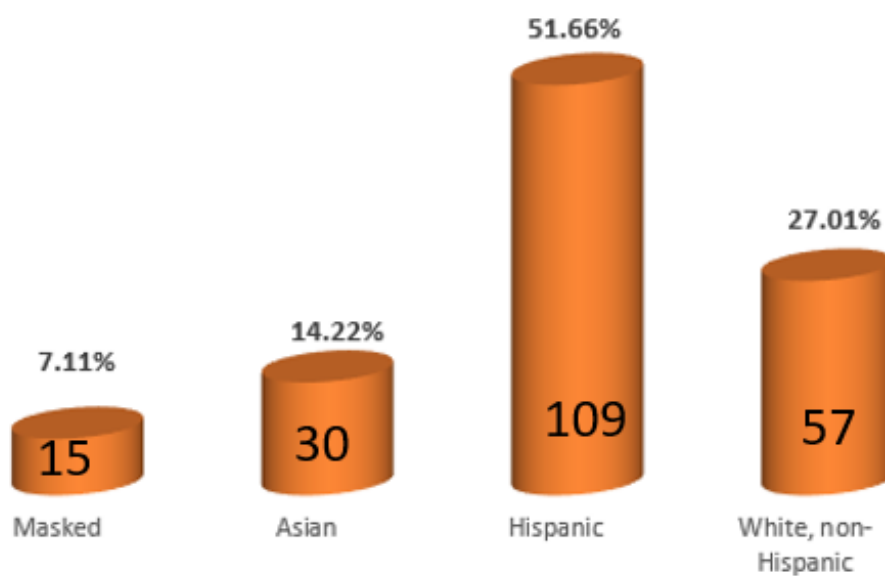


Chemistry Program Students 2017-2018

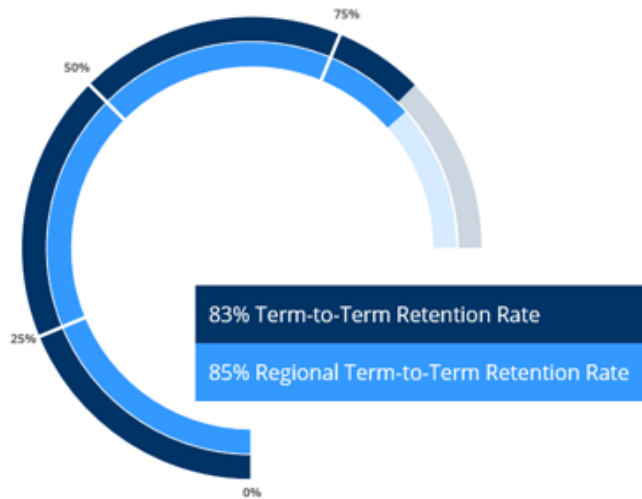


Definition: Students who declared MJC Chemistry programs during the 2017-2018 year.
Colleague Student Demographic, 2017-18

Chemistry Program: Student Ethnicity



Definition: Demographic breakdown of student Chemistry program majors, 2017-18
Data is "masked" when there are fewer than 10 individuals from a single population
Colleague Student Demographic, 2017-18



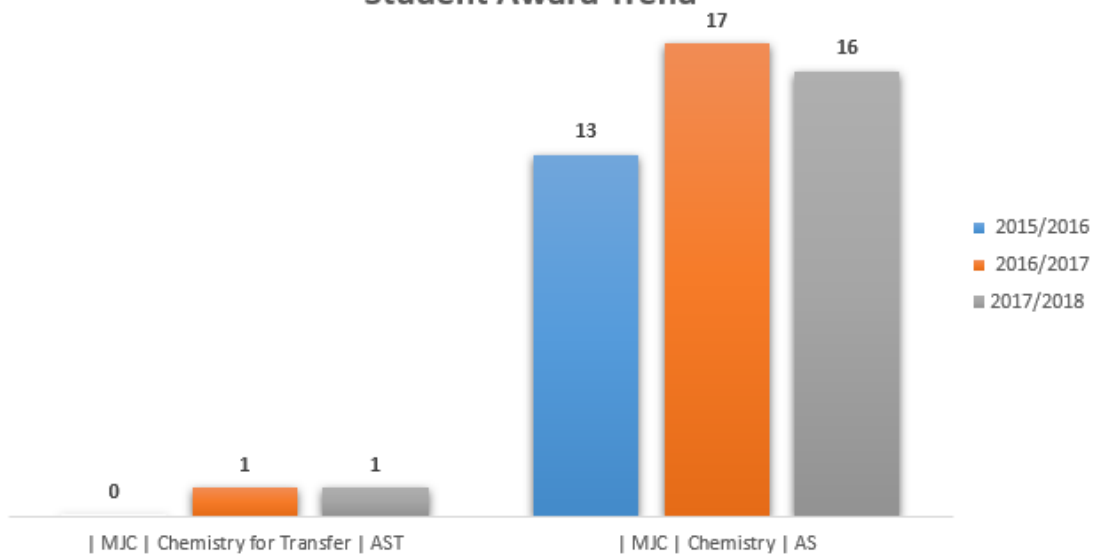
Definition: Among students, the proportion retained from fall census to spring census at college in the selected year.

Does not include graduates or transfer students

LaunchBoard Pipeline: Milestones 2016-17

<https://www.calpassplus.org/LaunchBoard/Community-College-Pipeline.aspx>

Chemistry Program Student Award Trend

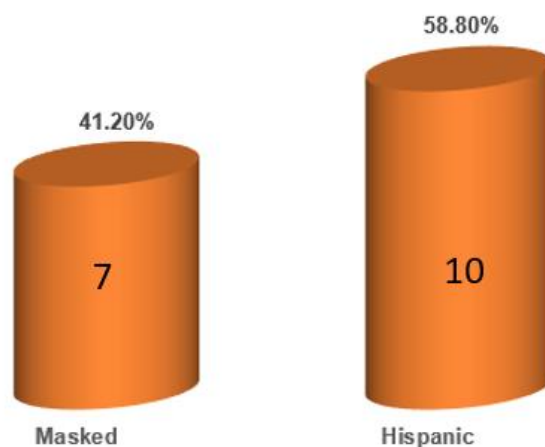


Definition: Three-year award trend data (degree or certificate)

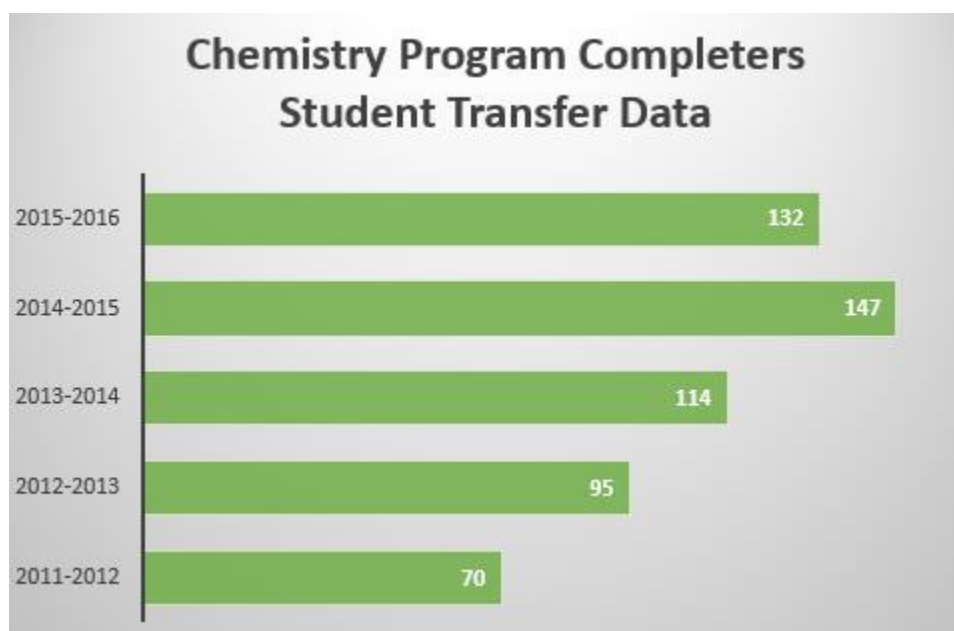
Awards are duplicated, meaning there are students in this number who may have earned more than one award.

Colleague Graduation Report, 2015-2018

Chemistry Program Completers: Ethnicity



Definition: 2017-18 completion data, by ethnicity
Colleague Graduation Report and Student Demographic, 2017-18



Definition: Students who took non-introductory courses
or completed an Chemistry award who subsequently enrolled
for the first time in a four-year institution the following year

LaunchBoard Pipeline: Success

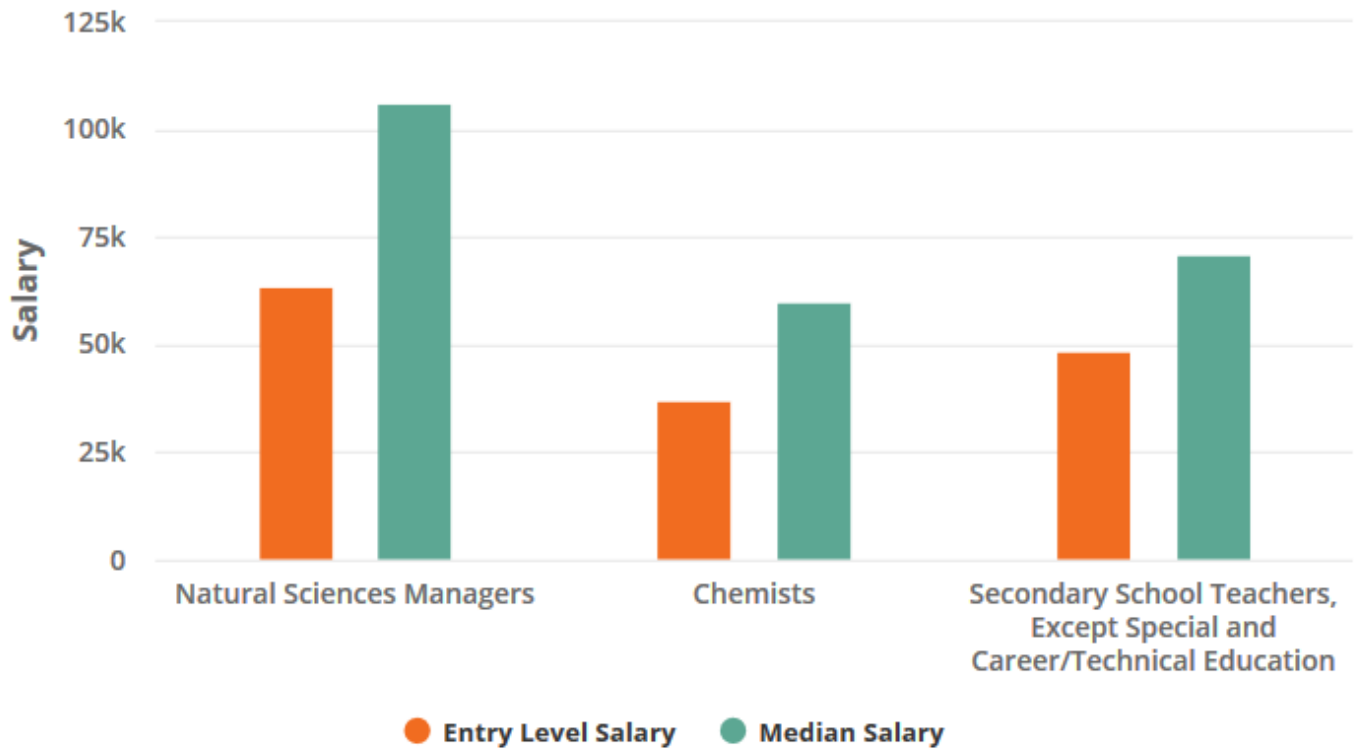
<https://www.calpassplus.org/LaunchBoard/Community-College-Pipeline.aspx>

No Living Wage or Employment Data Available

Median Regional Annual Salary

The entry level and median annual salaries of people employed in occupations associated with the selected TOP code in the college's Doing What Matters region

● Modesto Junior College, Chemistry, General (1905), 2015-2016



Requires a Bachelors Degree or Higher



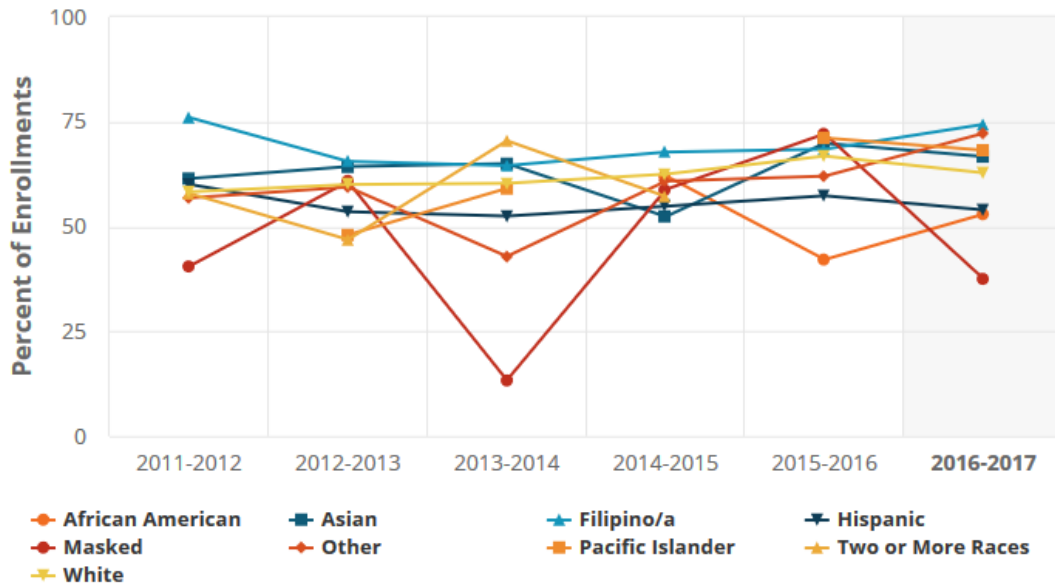
	Entry Level Salary	Median Salary
Natural Sciences Managers	\$63,856	\$106,434
Chemists	\$36,899	\$59,779
Secondary School Teachers, Except Special and Career/Technical Education	\$48,610	\$70,949

LaunchBoard Pipeline: Earnings
<https://www.calpassplus.org/LaunchBoard/Community-College-Pipeline.aspx>

For General Ed, your course success rates are being included for your review.

Percentage of enrollments in for-credit courses where students earned a passing or satisfactory grade

● Modesto Junior College, Chemistry, General (1905), All Credit, 2016-2017



Source: Chancellor's Office Management Information System

Race/Ethnicity	
African American	53% 18 / 34
American Indian/Alaska Native*	-
Asian	67% 108 / 162
Filipino/a	74% 29 / 39
Hispanic	54% 499 / 925
Masked	38% 6 / 16
Other	72% 13 / 18
Pacific Islander	68% 15 / 22
Two or More Races*	-
White	63% 415 / 661

*There were fewer than ten students, so this metric has been suppressed.