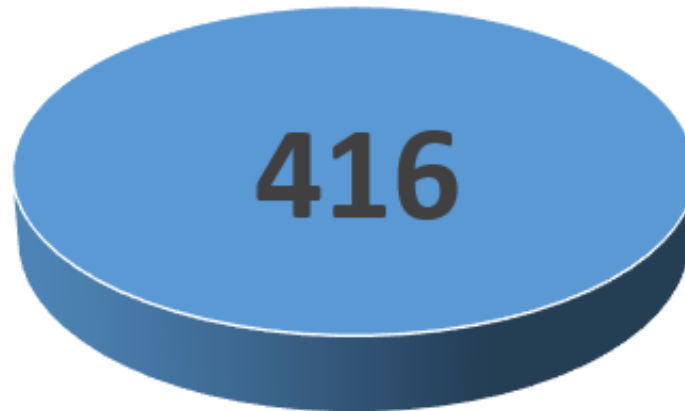
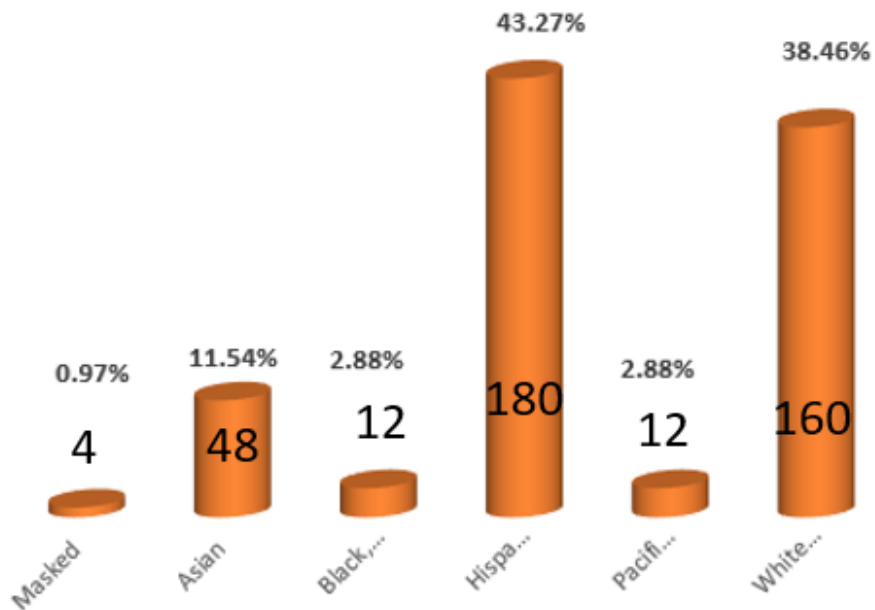


## Accounting Program Students 2017-2018

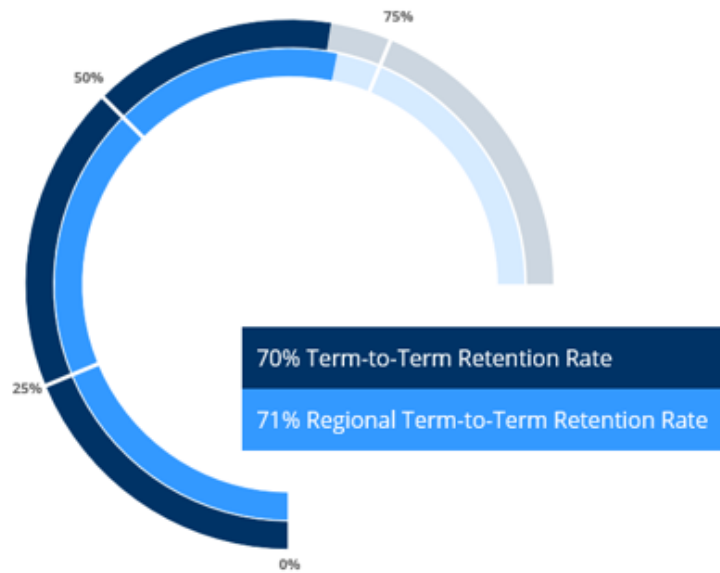


Definition: Students who declared MJC Accounting programs during the 2017-2018 year.  
Colleague Student Demographic, 2017-18

### Accounting Program: Student Ethnicity



Definition: Demographic breakdown of student Accounting program majors, 2017-18  
Data is "masked" when there are fewer than 10 individuals from a single population  
Colleague Student Demographic, 2017-18



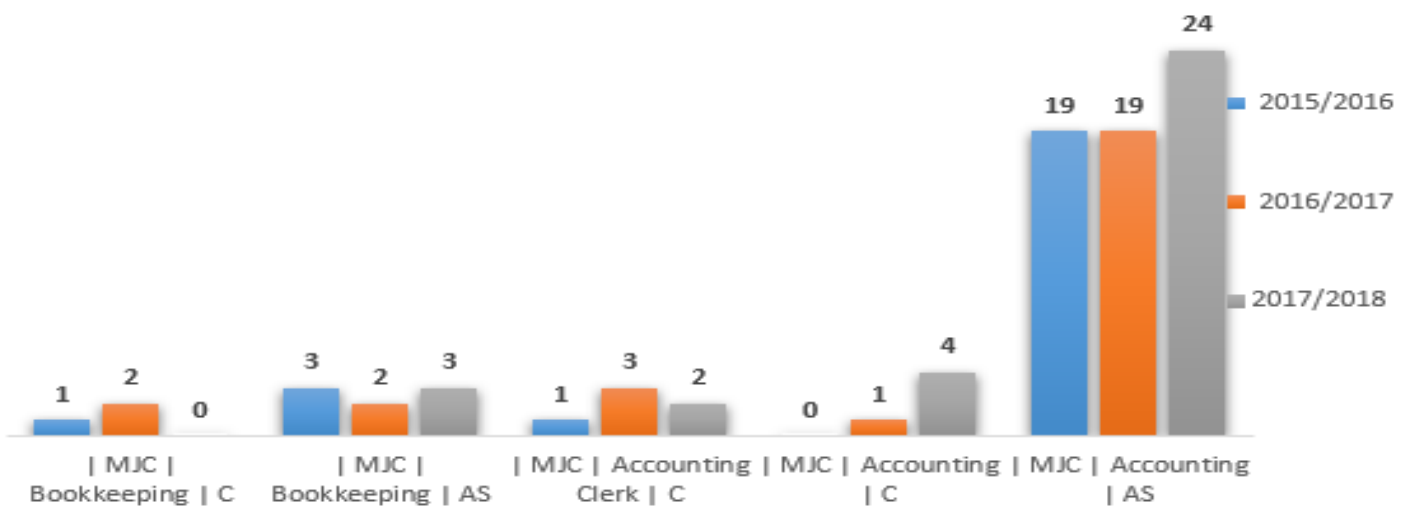
Definition: Among students, the proportion retained from fall census to spring census at college in the selected year.

Does not include graduates or transfer students

LaunchBoard Pipeline: Milestones 2016-17

<https://www.calpassplus.org/LaunchBoard/Community-College-Pipeline.aspx>

## Accounting Program Student Award Trend

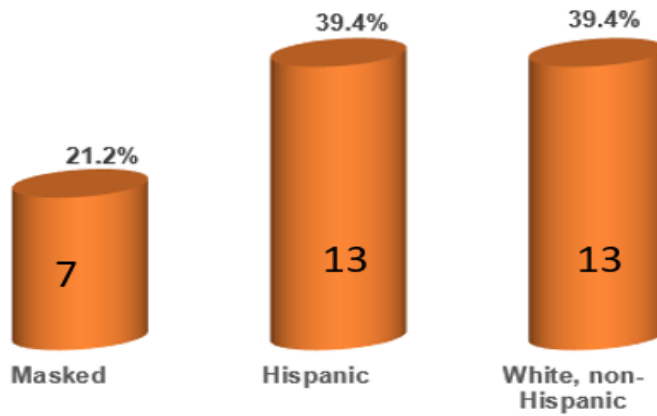


Definition: Three-year award trend data (degree or certificate)

Awards are duplicated, meaning there are students in this number who may have earned more than one award.

Colleague Graduation Report, 2015-2018

### Accounting Program Completers: Ethnicity



Definition: 2017-18 completion data, by ethnicity  
Colleague Graduation Report and Student Demographic, 2017-18

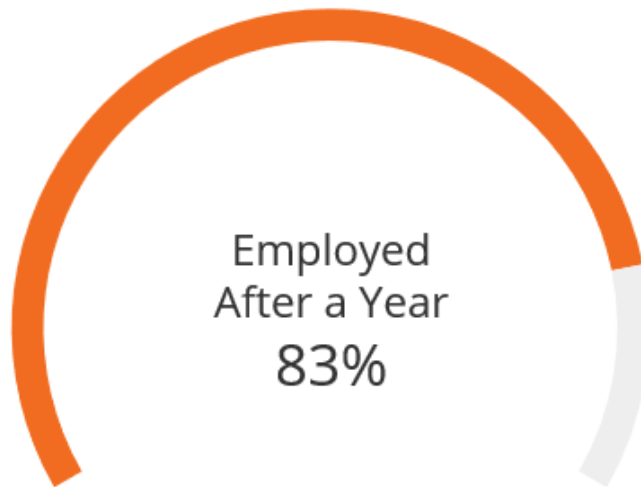
### Accounting Program Completers Student Transfer Data



Definition: Students who took non-introductory courses  
or completed an Accounting award who subsequently enrolled  
for the first time in a four-year institution the following year

LaunchBoard Pipeline: Success

<https://www.calpassplus.org/LaunchBoard/Community-College-Pipeline.aspx>



Definition: Among all exiters, the percentage who were employed a year after exiting post-secondary education.

LaunchBoard Pipeline: Employment 2015-16

<https://www.calpassplus.org/LaunchBoard/Community-College-Pipeline.aspx>



Definition: Among all students who were enrolled at MJC and then exited the college, the proportion who attained the county living wage for a single adult in the immediate following year. Does not include students who transferred. The living wage in Stanislaus County is \$12.12/hour.

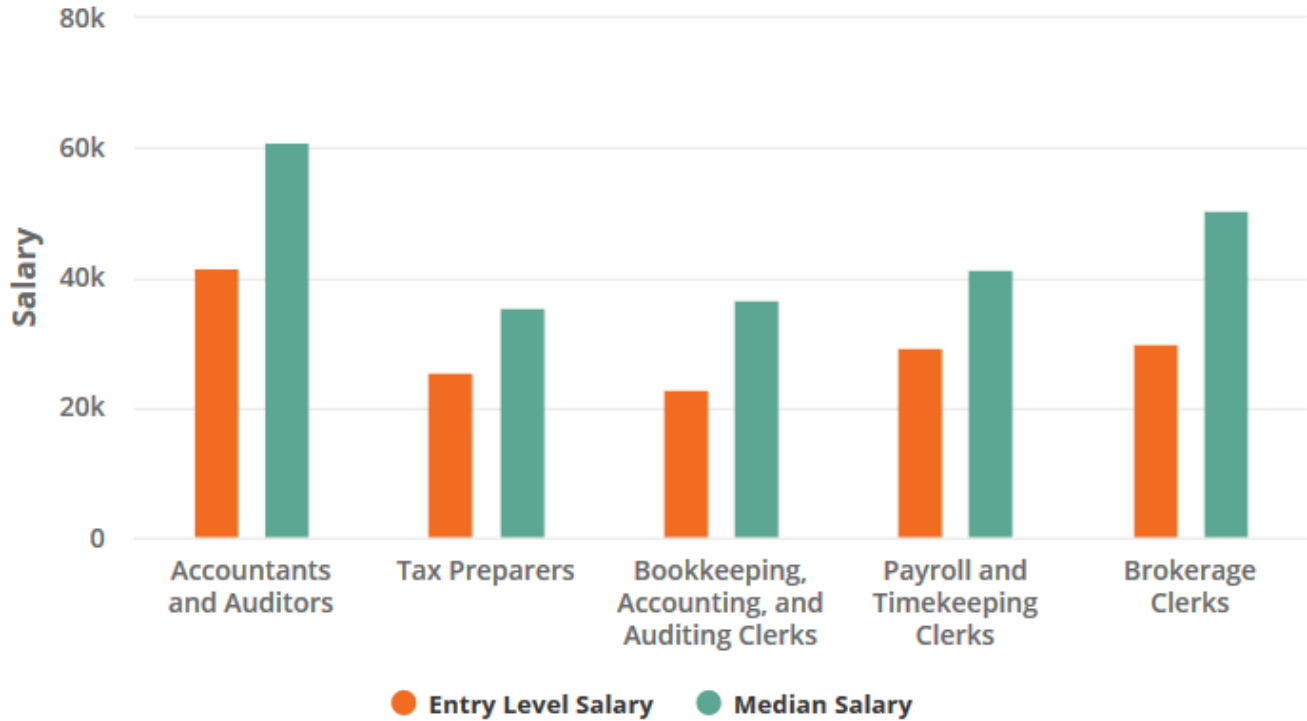
LaunchBoard Pipeline: Earnings 2015-16

<https://www.calpassplus.org/LaunchBoard/Community-College-Pipeline.aspx>

## Median Regional Annual Salary

The entry level and median annual salaries of people employed in occupations associated with the selected TOP code in the college's Doing What Matters region

● Modesto Junior College, Accounting (0502), 2015-2016



**Requires a Bachelors Degree or Higher**



	<b>Entry Level Salary</b>	<b>Median Salary</b>
Accountants and Auditors	\$41,704	\$60,861

**On-The-Job Training, No College Required**



	<b>Entry Level Salary</b>	<b>Median Salary</b>
Tax Preparers	\$25,480	\$35,402
Payroll and Timekeeping Clerks	\$29,286	\$41,392
Brokerage Clerks	\$29,806	\$50,294

**Requires Some College, No Degree**



	<b>Entry Level Salary</b>	<b>Median Salary</b>
Bookkeeping, Accounting, and Auditing Clerks	\$22,901	\$36,712

LaunchBoard Pipeline: Earnings  
<https://www.calpassplus.org/LaunchBoard/Community-College-Pipeline.aspx>