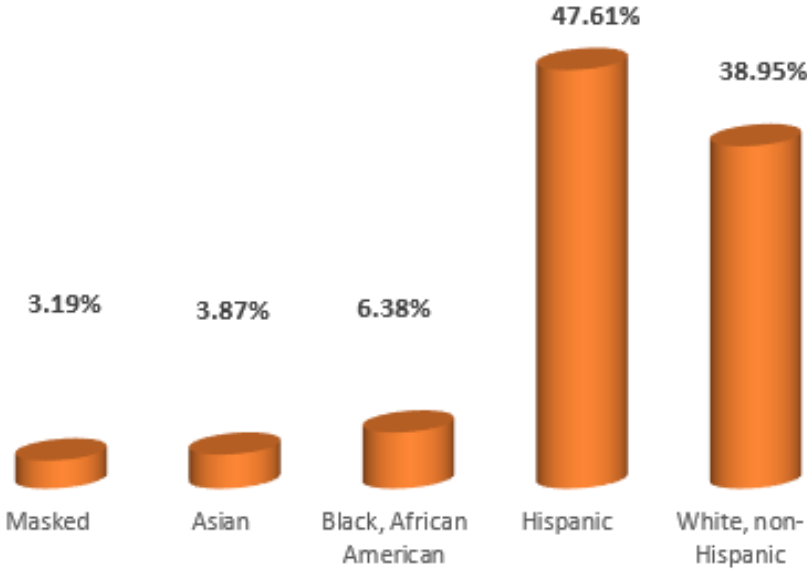


# Business Operations Program Students 2017-2018

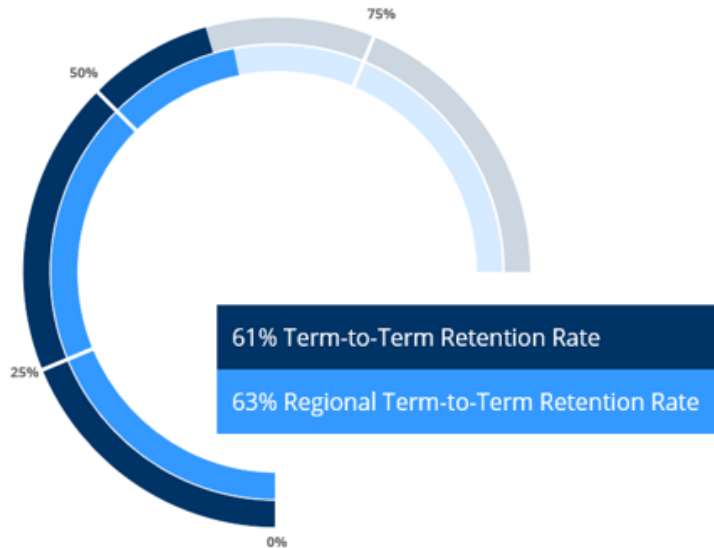


Definition: Students who declared MJC Business Operations programs during the 2017-2018 year.  
Colleague Student Demographic, 2017-18

## Business Operations Program: Student Ethnicity



Definition: Demographic breakdown of student Business Operations program majors, 2017-18  
Data is "masked" when there are fewer than 10 individuals from a single population  
Colleague Student Demographic, 2017-18



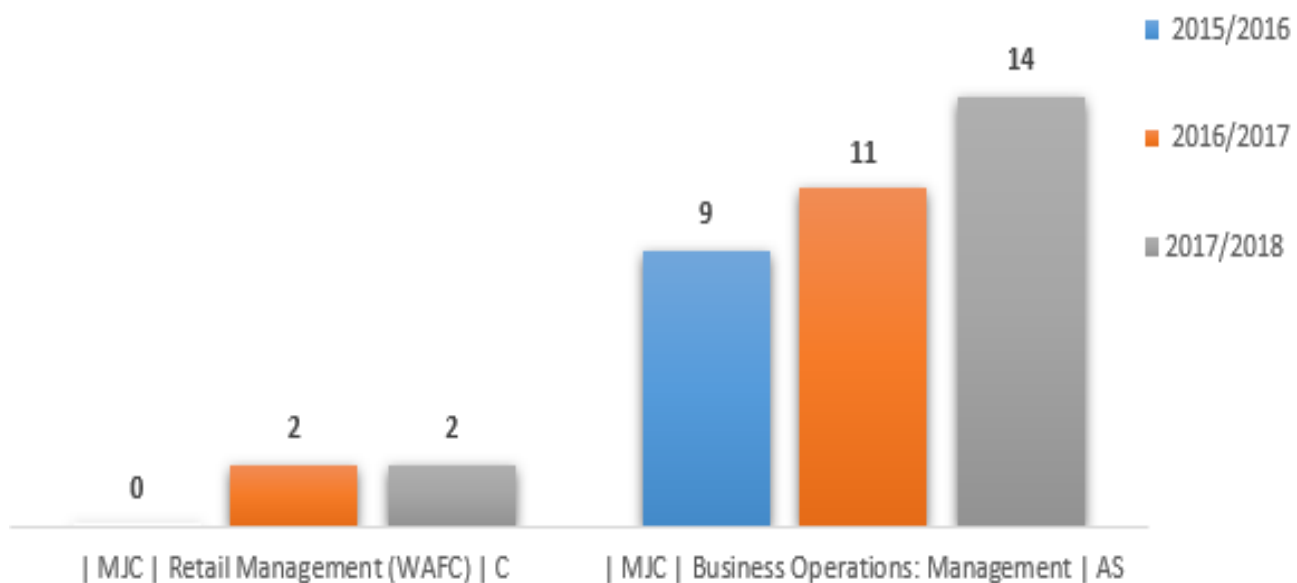
Definition: Among students, the proportion retained from fall census to spring census at college in the selected year.

Does not include graduates or transfer students

LaunchBoard Pipeline: Milestones 2016-17

<https://www.calpassplus.org/LaunchBoard/Community-College-Pipeline.aspx>

## Business Operation Program Student Award Trend



Definition: Three-year award trend data (degree or certificate)

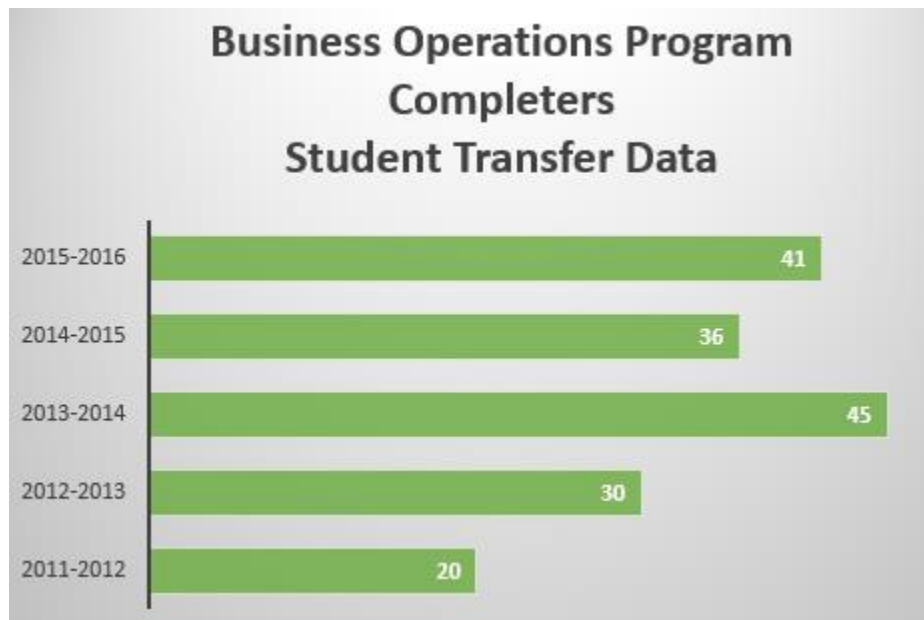
Awards are duplicated, meaning there are students in this number who may have earned more than one award.

Colleague Graduation Report, 2015-2018

## Business Operations Program Completers: Ethnicity



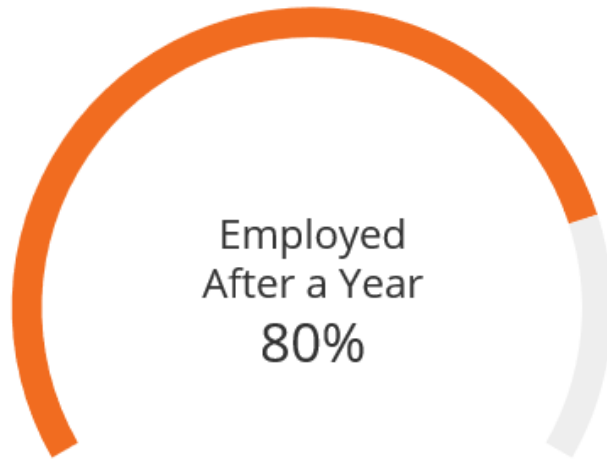
Definition: 2017-18 completion data, by ethnicity  
Colleague Graduation Report and Student Demographic, 2017-18



Definition: Students who took non-introductory courses  
or completed an Business Operations award who subsequently enrolled  
for the first time in a four-year institution the following year

LaunchBoard Pipeline: Success

<https://www.calpassplus.org/LaunchBoard/Community-College-Pipeline.aspx>



Definition: Among all exiters, the percentage who were employed a year after exiting post-secondary education.  
LaunchBoard Pipeline: Employment 2015-16  
<https://www.calpassplus.org/LaunchBoard/Community-College-Pipeline.aspx>



Definition: Among all students who were enrolled at MJC and then exited the college, the proportion who attained the county living wage for a single adult in the immediate following year. Does not include students who transferred. The living wage in Stanislaus County is \$12.12/hour.  
LaunchBoard Pipeline: Earnings 2015-16  
<https://www.calpassplus.org/LaunchBoard/Community-College-Pipeline.aspx>

## Median Regional Annual Salary

The entry level and median annual salaries of people employed in occupations associated with the selected TOP code in the college's Doing What Matters region

● Modesto Junior College, Business Administration (0505), 2015-2016



**Requires a Bachelors Degree or Higher**



	Entry Level Salary	Median Salary
General and Operations Managers	\$43,597	\$86,237
Sales Managers	\$39,811	\$84,552
Administrative Services Managers	\$47,778	\$84,781
Industrial Production Managers	\$54,912	\$85,010
Managers, All Other	\$38,147	\$59,093
Cost Estimators	\$32,323	\$56,014
Management Analysts	\$44,075	\$65,707

