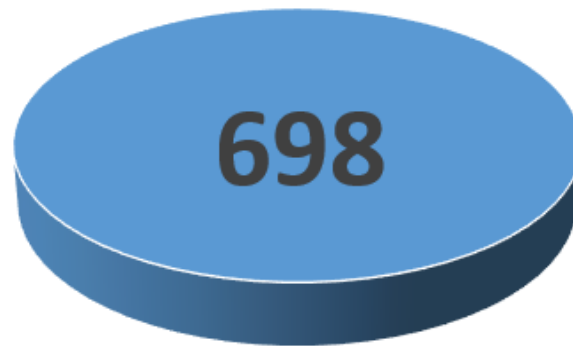
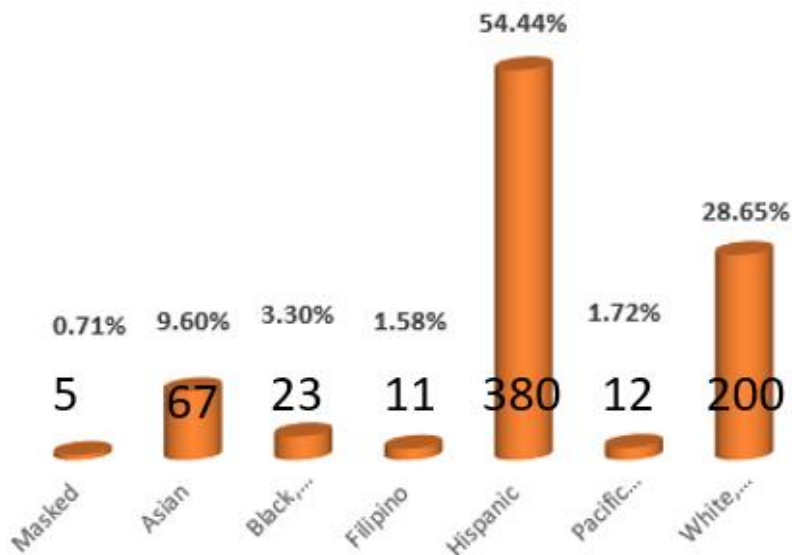


## Biology Program Students 2017-2018

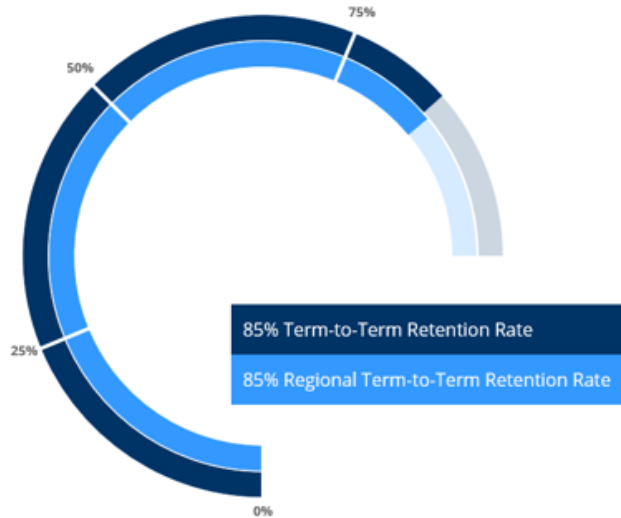


Definition: Students who declared MJC Biology programs during the 2017-2018 year.  
Colleague Student Demographic, 2017-18

### Biology Program: Student Ethnicity



Definition: Demographic breakdown of student Biology program majors, 2017-18  
Data is "masked" when there are fewer than 10 individuals from a single population  
Colleague Student Demographic, 2017-18



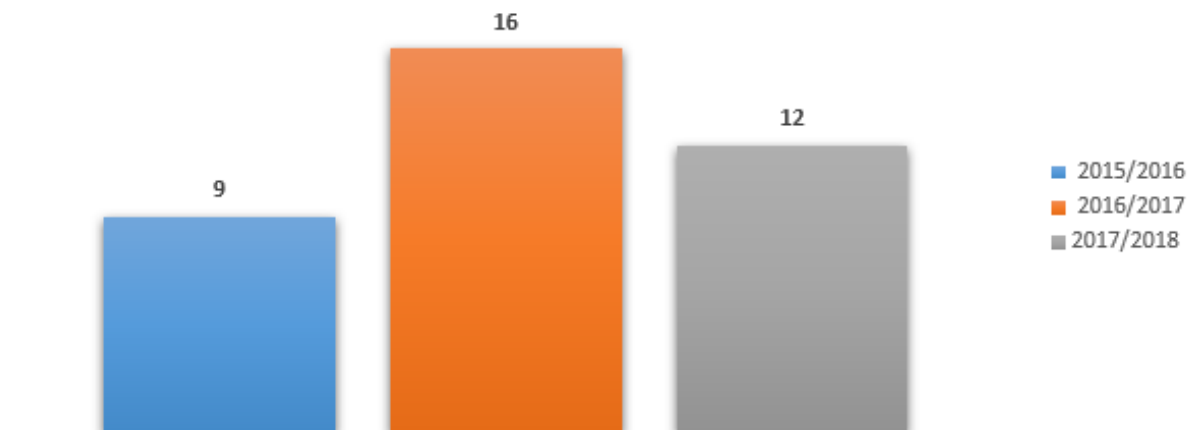
Definition: Among students, the proportion retained from fall census to spring census at college in the selected year.

Does not include graduates or transfer students

LaunchBoard Pipeline: Milestones 2016-17

<https://www.calpassplus.org/LaunchBoard/Community-College-Pipeline.aspx>

### Biology Program Student Award Trend



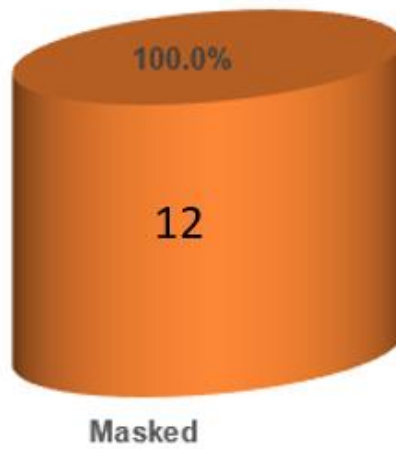
| MJC | Biological Sciences | AS Univ. Prep.

Definition: Three-year award trend data (degree or certificate)

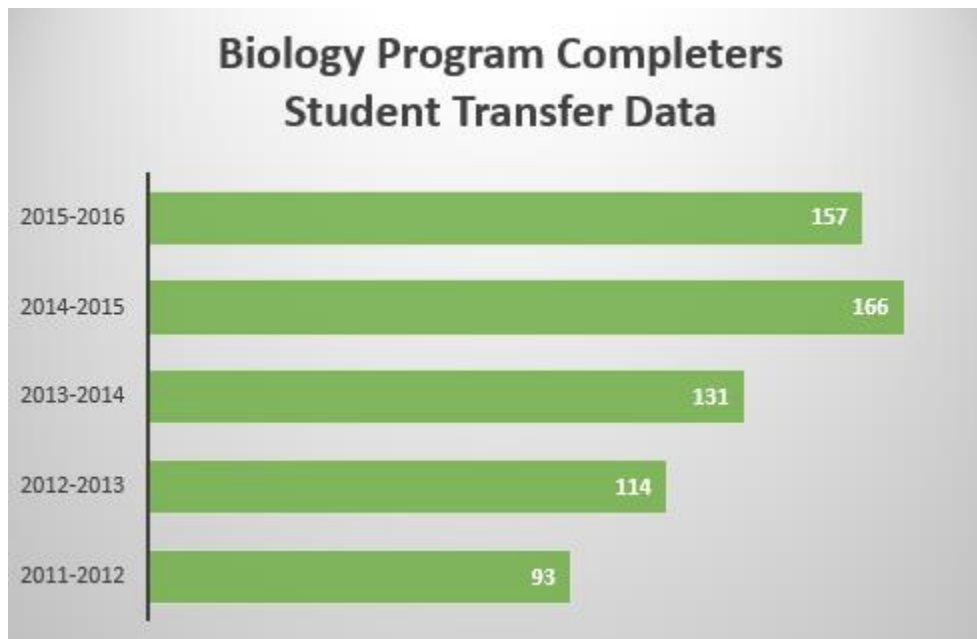
Awards are duplicated, meaning there are students in this number who may have earned more than one award.

Colleague Graduation Report, 2015-2018

## Biology Program Completers: Ethnicity



Definition: 2017-18 completion data, by ethnicity  
Colleague Graduation Report and Student Demographic, 2017-18



Definition: Students who took non-introductory courses  
or completed an Biology award who subsequently enrolled  
for the first time in a four-year institution the following year

LaunchBoard Pipeline: Success

<https://www.calpassplus.org/LaunchBoard/Community-College-Pipeline.aspx>


Living Wage Data not available

Employment Data not available

## Median Regional Annual Salary

The entry level and median annual salaries of people employed in occupations associated with the selected TOP code in the college's Doing What Matters region

● Modesto Junior College, Biology, General (0401), 2016-2017



**Requires a Bachelors Degree or Higher**

	Entry Level Salary	Median Salary
Natural Sciences Managers	\$63,856	\$106,434
Biological Scientists, All Other	\$43,347	\$71,781
Life Scientists, All Other	\$75,400	\$79,394
Secondary School Teachers, Except Special and Career/Technical Education	\$48,610	\$70,949

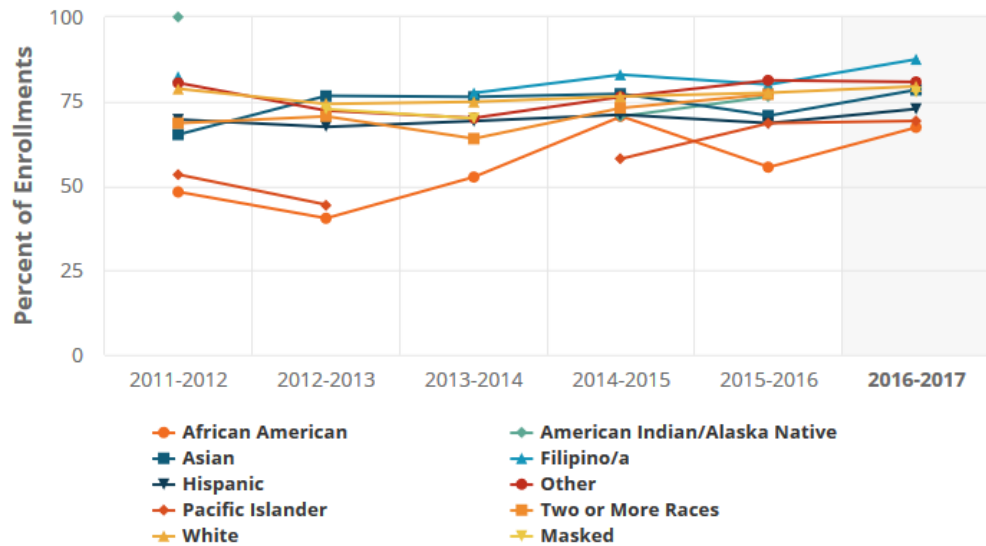
LaunchBoard Pipeline: Earnings

<https://www.calpassplus.org/LaunchBoard/Community-College-Pipeline.aspx>

For General Ed, your course success rates are being included for your review.

**Percentage of enrollments in for-credit courses where students earned a passing or satisfactory grade**

● Modesto Junior College, Biology, General (0401), All Credit, 2016-2017



Source: Chancellor's Office Management Information System

## Race/Ethnicity ●

African American	67% 33 / 49
American Indian/Alaska Native*	-
Asian	78% 91 / 116
Filipino/a	88% 21 / 24
Hispanic	73% 741 / 1,018
Masked	78% 21 / 27
Other	81% 21 / 26
Pacific Islander	69% 18 / 26
Two or More Races*	-
White	79% 519 / 653

\*There were fewer than ten students, so this metric has been suppressed.

LaunchBoard Pipeline: Milestones  
<https://www.calpassplus.org/LaunchBoard/Community-College-Pipeline.aspx>