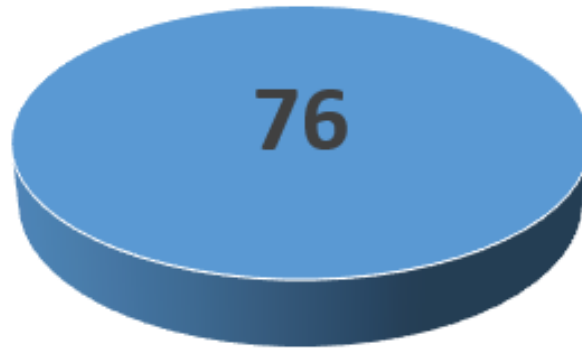
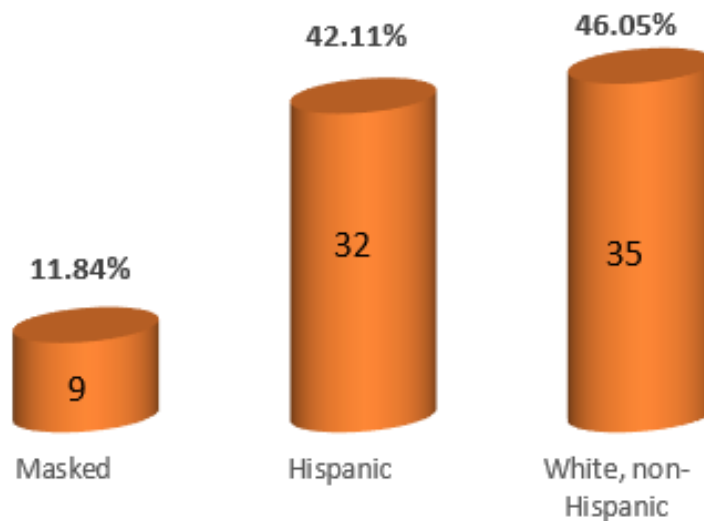


Anthropology Program Students 2017-2018

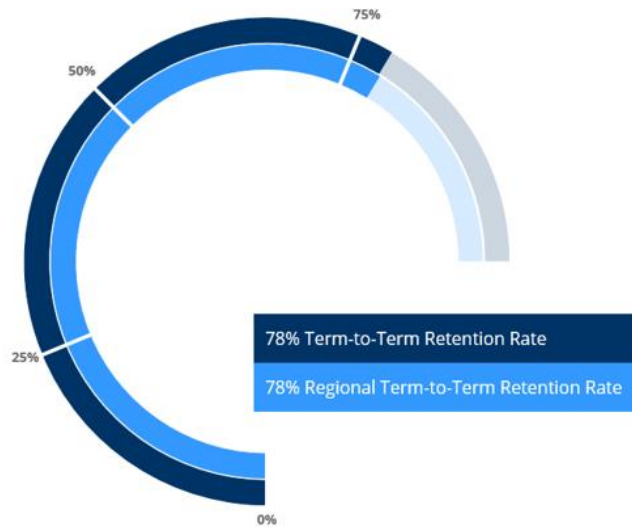


Definition: Students who declared MJC Anthropology programs during the 2017-2018 year.
Colleague Student Demographic, 2017-18

Anthropology Program: Student Ethnicity



Definition: Demographic breakdown of student Anthropology program majors, 2017-18
Data is "masked" when there are fewer than 10 individuals from a single population
Colleague Student Demographic, 2017-18



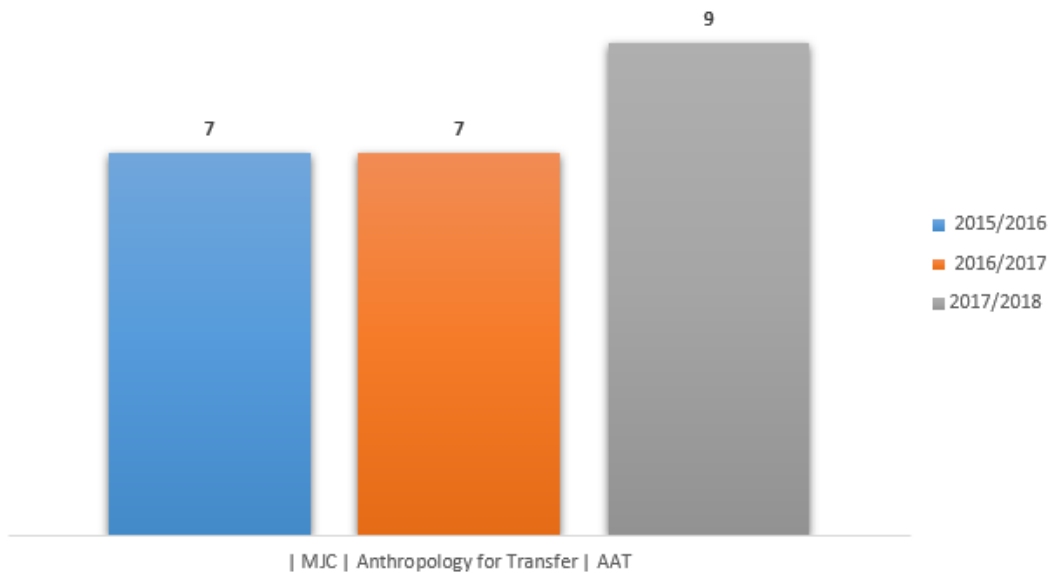
Definition: Among students, the proportion retained from fall census to spring census at college in the selected year.

Does not include graduates or transfer students

LaunchBoard Pipeline: Milestones 2016-17

<https://www.calpassplus.org/LaunchBoard/Community-College-Pipeline.aspx>

Anthropology Program Student Award Trend

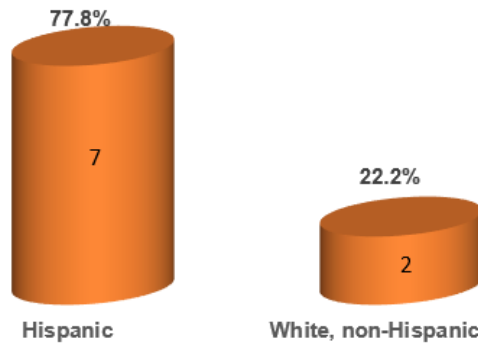


Definition: Three-year award trend data (degree or certificate)

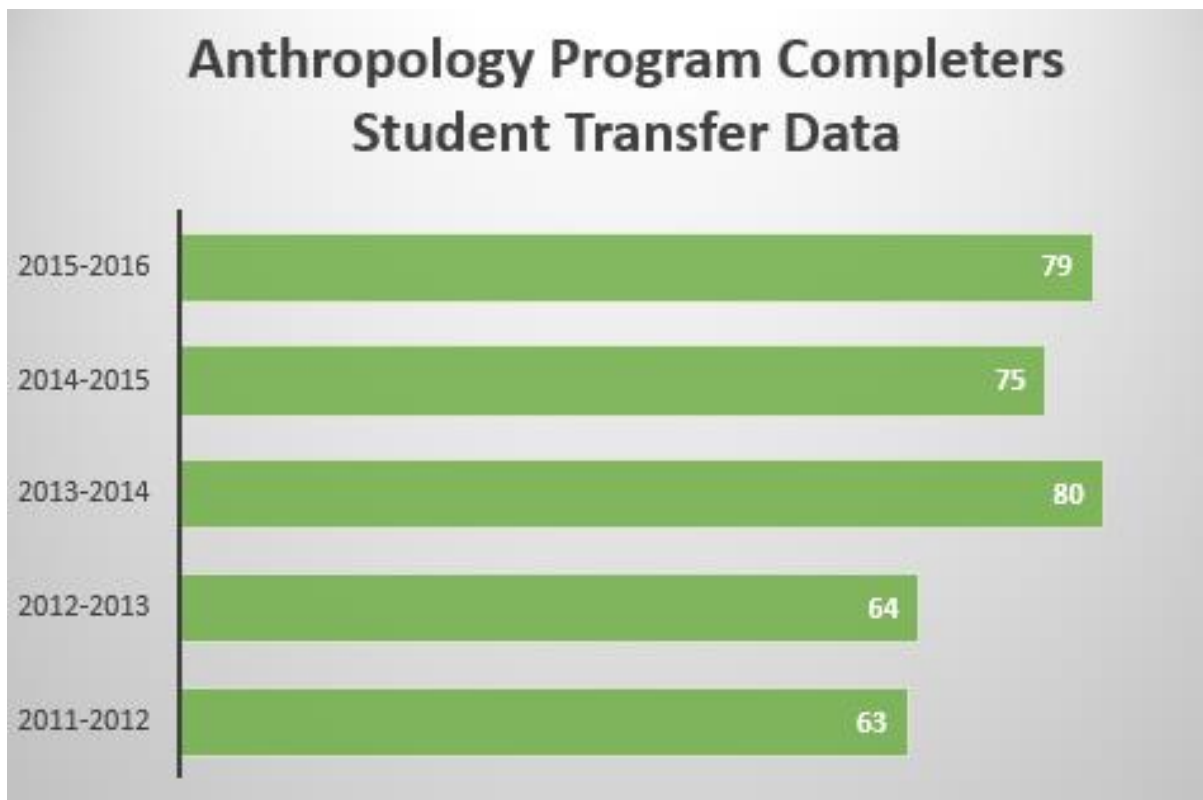
Awards are duplicated, meaning there are students in this number who may have earned more than one award.

Colleague Graduation Report, 2015-2018

Anthropology Program Completers: Ethnicity



Definition: 2017-18 completion data, by ethnicity
Colleague Graduation Report and Student Demographic, 2017-18



Definition: Students who took non-introductory courses
or completed an Anthropology award who subsequently enrolled
for the first time in a four-year institution the following year

LaunchBoard Pipeline: Success

<https://www.calpassplus.org/LaunchBoard/Community-College-Pipeline.aspx>

No Living Wage or Employment Data Available

Median Regional Annual Salary

The entry level and median annual salaries of people employed in occupations associated with the selected TOP code in the college's Doing What Matters region

● Modesto Junior College, Anthropology (2202), 2016-2017



Requires a Bachelors Degree or Higher

● ●

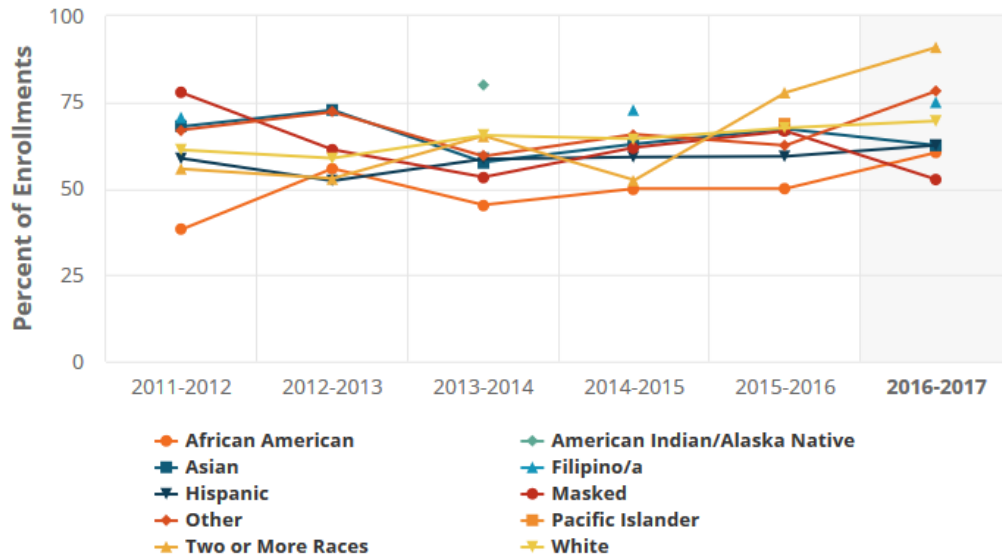
	Entry Level Salary	Median Salary
Managers, All Other	\$38,147	\$59,093
Anthropologists and Archeologists	\$36,130	\$49,504

Data pulled from LaunchBoard Pipeline: Earnings
<https://www.calpassplus.org/LaunchBoard/Community-College-Pipeline.aspx>

For General Ed, your course success rates are being included for your review.

Percentage of enrollments in for-credit courses where students earned a passing or satisfactory grade

● Modesto Junior College, Anthropology (2202), All Credit, 2016-2017



Source: Chancellor's Office Management Information System

Race/Ethnicity

African American	60%	26 / 43
American Indian/Alaska Native*	-	-
Asian	63%	35 / 56
Filipino/a	75%	12 / 16
Hispanic	63%	381 / 609
Masked	53%	10 / 19
Other	78%	18 / 23
Pacific Islander*	-	-
Two or More Races	91%	10 / 11
White	70%	366 / 526

*There were fewer than ten students, so this metric has been suppressed.

LaunchBoard Pipeline: Milestones

<https://www.calpassplus.org/LaunchBoard/Community-College-Pipeline.aspx>

