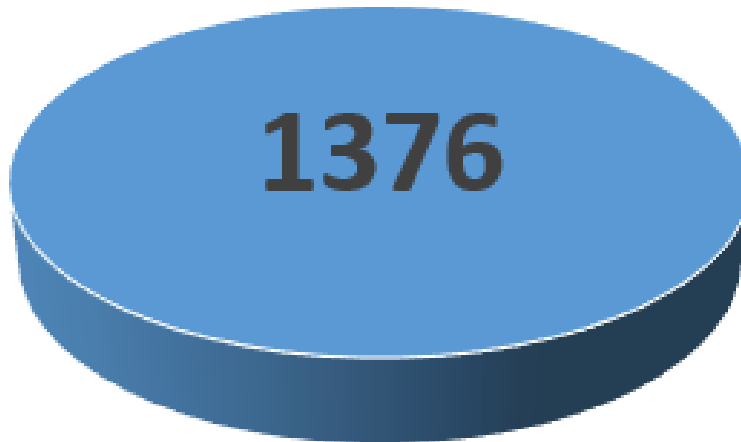
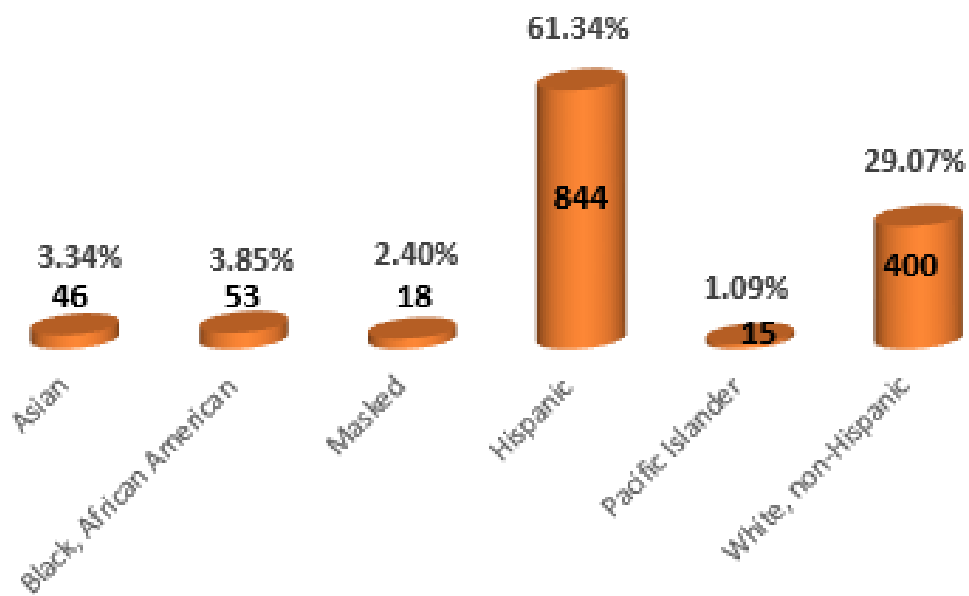


AOJ Program Students 2017-2018

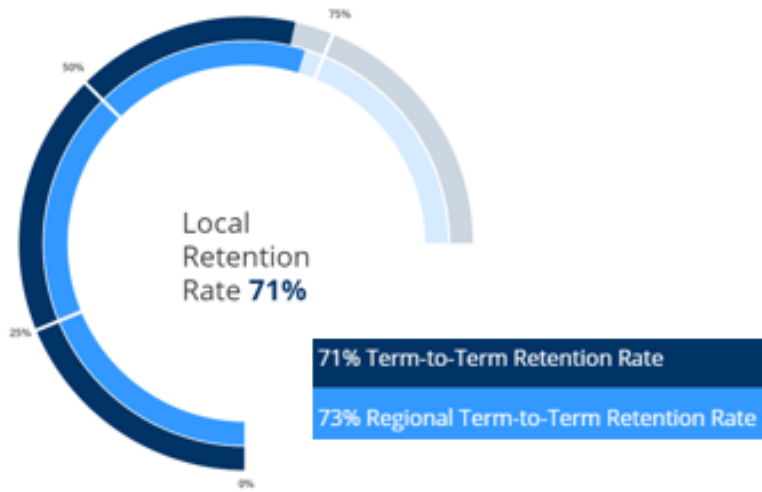


Definition: Students who declared MJC ADJU programs during the 2017-2018 year.
Colleague Student Demographic, 2017-18

AOJ: Student Ethnicity



Definition: Demographic breakdown of student ADJU program majors, 2017-18
Data is "masked" when there are fewer than 10 individuals from a single population
Colleague Student Demographic, 2017-18

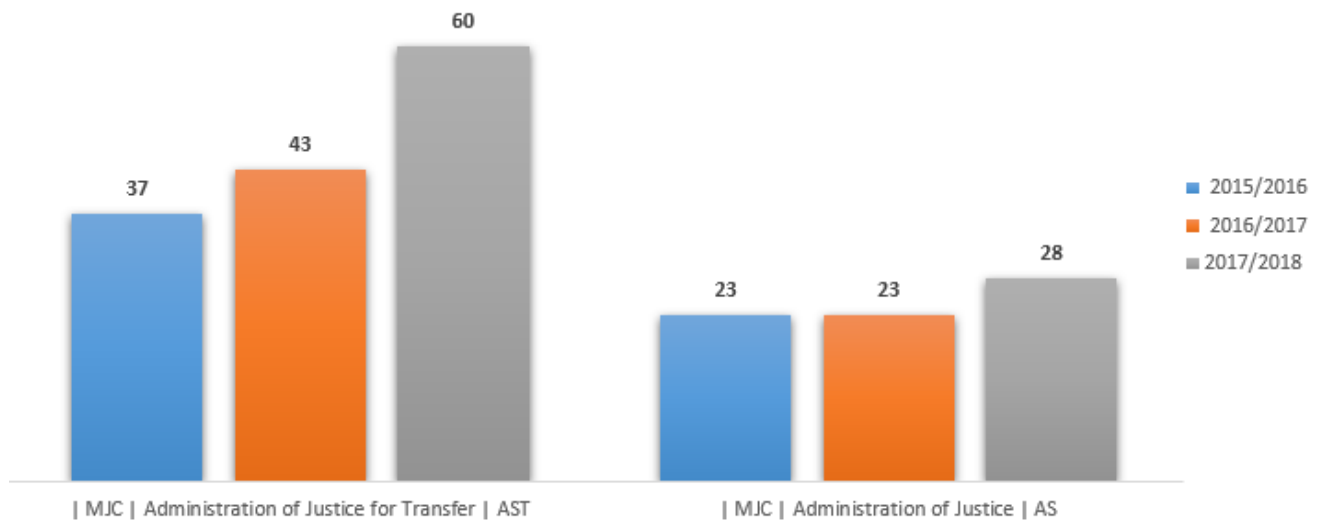


Definition: Among students, the proportion retained from fall census to spring census at college in the selected year.
Does not include graduates or transfer students

LaunchBoard Pipeline: Milestones 2016-17

<https://www.calpassplus.org/LaunchBoard/Community-College-Pipeline.aspx>

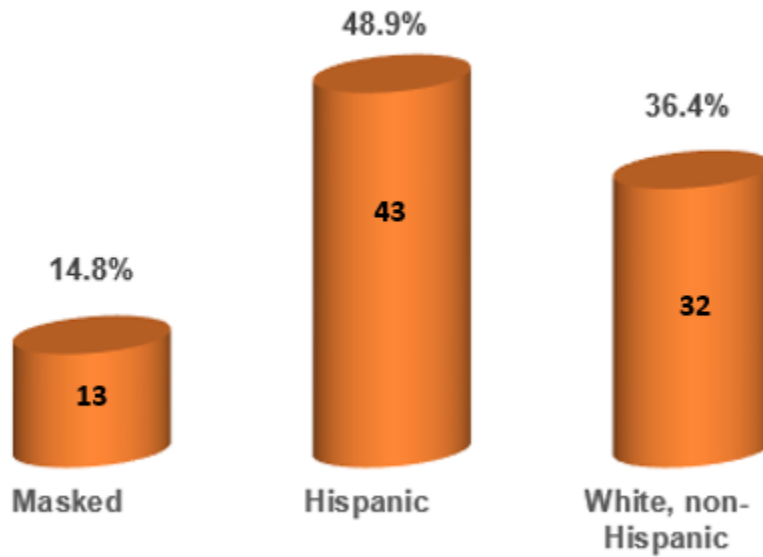
Administration of Justice Program Student Award Trend



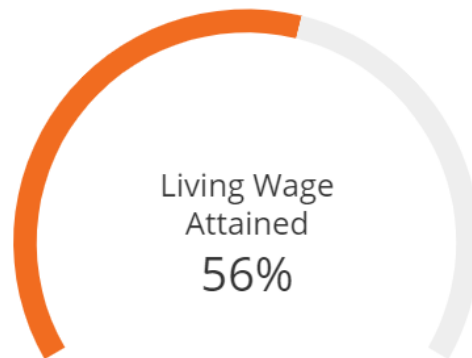
Definition: Three-year award trend data (degree or certificate)
Awards are duplicated, meaning there are students in this number who may have earned more than one award.

Colleague Graduation Report, 2015-2018

AOJ Program Completers: Ethnicity



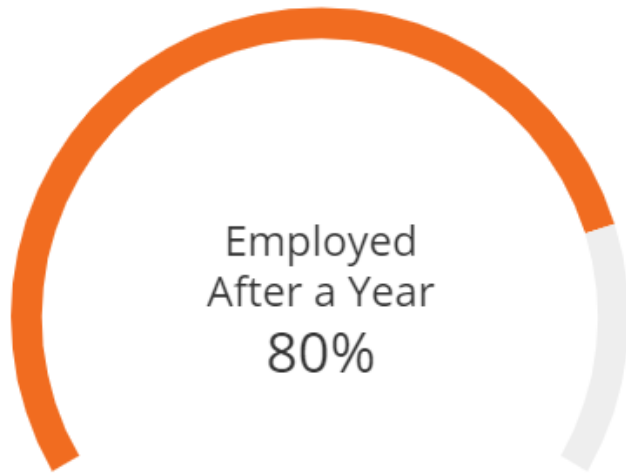
Definition: 2017-18 completion data, by ethnicity
Colleague Graduation Report and Student Demographic, 2017-18



Definition: Among all students who were enrolled at MJC and then exited the college, the proportion who attained the county living wage for a single adult in the immediate following year. Does not include students who transferred. The living wage in Stanislaus County is \$12.12/hour.

LaunchBoard Pipeline: Earnings 2015-16

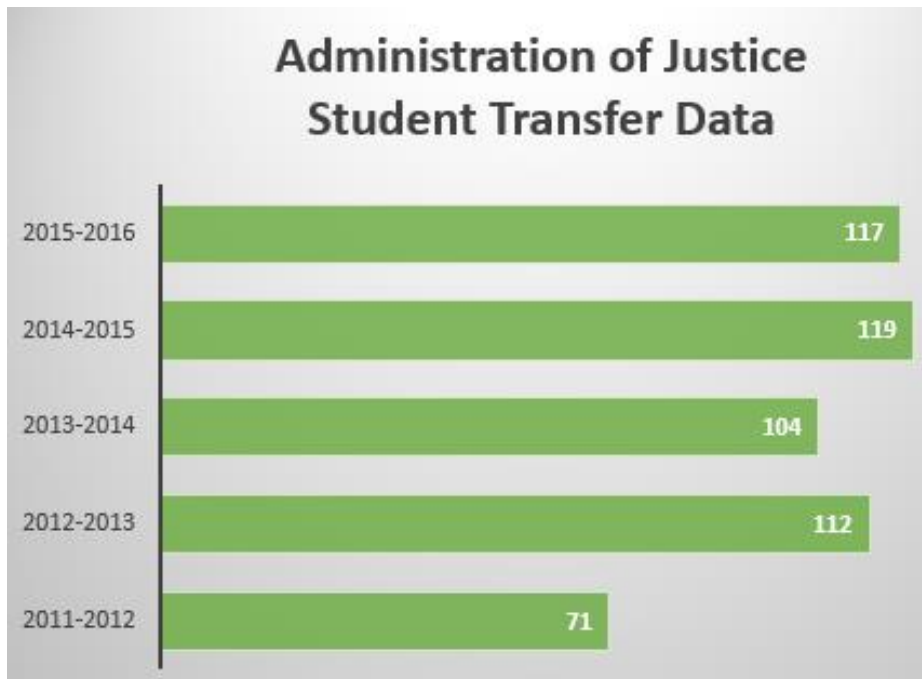
<https://www.calpassplus.org/LaunchBoard/Community-College-Pipeline.aspx>



Definition: Among all exiters, the percentage who were employed a year after exiting post-secondary education.

LaunchBoard Pipeline: Employment 2015-16

<https://www.calpassplus.org/LaunchBoard/Community-College-Pipeline.aspx>



Definition: Students who took non-introductory courses or completed an ADJU award who subsequently enrolled for the first time in a four-year institution the following year

LaunchBoard Pipeline: Success

<https://www.calpassplus.org/LaunchBoard/Community-College-Pipeline.aspx>

Median Regional Annual Salary

The entry level and median annual salaries of people employed in occupations associated with the selected TOP code in the college's Doing What Matters region



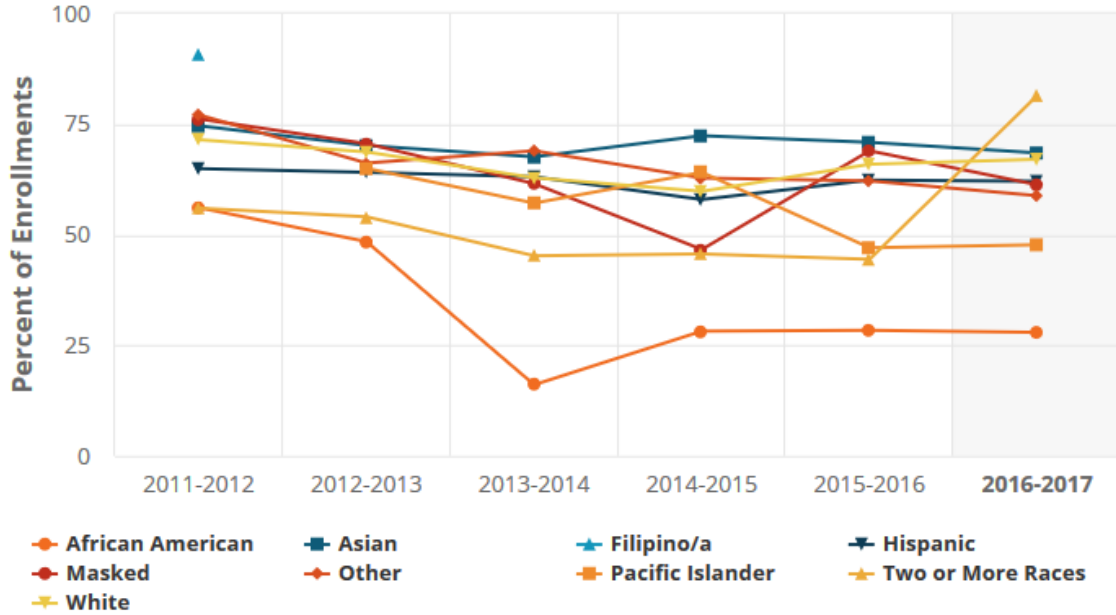
On-The-Job Training, No College Required



	Entry Level Salary	Median Salary
Bailiffs	\$34,902	\$59,925
Detectives and Criminal Investigators	\$68,099	\$95,118
Police and Sheriff's Patrol Officers	\$51,397	\$78,666
Private Detectives and Investigators	\$33,342	\$56,784

For General Ed, your course success rates are being included for your review.
Percentage of enrollments in for-credit courses where students earned a passing or satisfactory grade

● Modesto Junior College, Administration of Justice (2105), All Credit, 2016-2017



Source: Chancellor's Office Management Information System

Race/Ethnicity	Percent	Count
African American	28%	62 / 222
American Indian/Alaska Native*	-	-
Asian	68%	50 / 73
Filipino/a*	-	-
Hispanic	62%	879 / 1,416
Masked	61%	19 / 31
Other	59%	20 / 34
Pacific Islander	48%	21 / 44
Two or More Races	81%	22 / 27
White	67%	702 / 1,047

*There were fewer than ten students, so this metric has been suppressed.

